





















Du Mor<sup>®</sup>



# TABLE OF CONTENTS

INTRODUCTION	1-5	BIKE RACKS	124-126
DUMOR COLLECTIONS Families of benches, receptacles, planters, and tables coordinated by matching style	6-71	GRILLS & ASH URNS	127
POST MOUNT BENCHES Wood or recycled plastic park style benches	72-81	BOLLARDS	128
LITTER AND RECYCLING RECEPTACLES	82-93	CUSTOM PLAQUES	129
CHAIRS AND TABLES	94-119	CUSTOM PRODUCTS	130-135
PLANTERS	122-123	SUSTAINABILITY COMMITMENT	136
		NUMERICAL PRODUCT INDEX	137

## DUMOR COLLECTIONS INDEX

 Benches: 490, 491, 492, 493, 494, 495, 496, 497, 498	8-13	 Benches: 282, 283, 284, 285, 446, 447	34-37	 Benches: 500, 501 Receptacle: 502	54-55
 Benches: 93, 95	14-15	 Benches: 160, 164, 165, 166, 168, 173	38-41	 Benches: 470, 471, 472, 473 Receptacle: 474 Table: 475	56-59
 Benches: 94, 117, 118 Receptacle: 17	16-19	 Benches: 190, 191 Receptacle: 429	42-43	 Benches: 59, 104 Receptacle: 89	60-61
 Benches: 19, 57, 58, 91, 92, 106 Receptacles: 102, 124 Table: 443 Planter: 122	20-25	 Benches: 185, 186, 194, 195 Receptacles: 196, 187	44-47	 Bench: 530	62-63
 Benches: 140, 143, 144, 162 Receptacles: 148, 152	26-31	 Benches: 505, 506, 507	48-51	 Benches: 520, 521, 522, 523, R520, R521, 528, WR520, WR521, W520, W521, W522, W523, 524 Table: 525, 526	64-70
 Benches: 119, 120	32-33	 Benches: 270, 271 Receptacle: 272	52-53	 Contour Strap Curved Benches: RI58, R92, RI119, R120, RI93, R95, RI446, R283, RI93P, R95P, RI140, R144	71

# NEW FOR 2025



## THERMALLY MODIFIED WOOD

Thermally Modified Red Oak utilizes a specialized process in which the wood is heated (using steam) to a very high temperature to transform it on a molecular level into a highly-durable outdoor material. With thermal modification the lumber undergoes a fundamental change – in which the sugars and starches caramelize making the wood a non-food source and the wood cell walls lock into place preventing the wood from absorbing water like that of unmodified wood. Model Number Designation -TMR



**THERMALLY MODIFIED RED OAK**

## WOOD

DuMor has selected the highest grade woods available for use on our products. "C" & Better Douglas Fir and Ipe are offered as standard wood options. Douglas Fir will be delivered coated in a clear preservative. Due to its density and estimated longevity left uncoated, Ipe will be delivered in its natural state without preservative. Model Number Designation -I (Ipe) and D (Douglas Fir)



**IPE**




**DOUGLAS FIR**

*As a natural product of our environment, wood will weather when placed outdoors. Signs of weathering include splitting, checking, and changing color. These are not covered by DuMor's warranty. Wood colors will vary. Please note that due to variations in photographic reproductions, natural wood grains and colors shown throughout may not be exact.*

## WOOD GRAIN RECYCLED PLASTIC

This has the longevity and eco-friendliness of recycled plastic lumber with a feel and depth reminiscent of wood. Wood grain recycled plastic is extruded with a multicolor tonal streaking and etched with a wood grain texture to achieve a realistic woodlike appearance and feel. Plastic lumber is comprised of majority recycled content. Only available on select products. Model Number Designation -TX



**BRAZILIAN WALNUT**



**ANTIQUE MAHOGANY**

## RECYCLED PLASTIC

The high-density polyethylene raw material utilized in our recycled plastic furnishings is derived from majority post-consumer bottle waste. Recycled plastic lumber does not require painting or staining. Model Number Designation - PL




**REDWOOD**



**CEDAR**



**GREY**



**WALNUT**

*The best way to understand a material is to hold a sample. Material samples are free; contact your local DuMor Representative.*



# STANDARD POWDER COAT COLORS

DuMor standard powder coat color options utilize Super Durable resins, high-performance organic coatings that have superior UV durability compared to standard polyester resins. Prior to all top coats, DuMor products are powder coated with a zinc-rich primer for better adhesion and cathodic protection.



\*Safety yellow is not available as Super Durable

# ADDITIONAL RAL POWDER COAT COLORS

DuMor also offers a wide range of RAL color options for minimal additional cost. Contact your local DuMor Representative for availability and samples.



POWDER COAT COLOR OPTIONS

# THE DUMOR DIFFERENCE

**THE EXPERIENCE** Since 1984, DuMor has focused on combining the best products, people and Representatives to deliver a superior customer experience. Our people, manufacturing the finest products, are represented by teams of talented, dedicated individuals across the U.S. and Canada who deliver the DuMor customer experience on a local level. Company and Representative dedication to customer service has always been at the forefront of our business model. From your initial discussion with a DuMor Representative, through the specifying and manufacturing processes, to final product delivery, we are driven to provide an exceptional customer experience.

**THE QUALITY** A cornerstone in the original DuMor vision was to design and manufacture outdoor furniture of exceptional quality. We are known throughout the industry as a brand that exemplifies the value of well built, superior quality products. Based in central Pennsylvania, DuMor is proud of our dedicated craftsmen who build each product with precision. Established and trusting relationships with quality vendors ensure we source the best raw materials for use in manufacturing. Efficient, quality focused manufacturing processes coupled with our people and materials, enable DuMor to set the standard for quality in the site furnishing industry.

**THE VERSATILITY** Certain unique spaces demand a product with a perfect fit. At DuMor, we meet that challenge by working with Architects and Project Planners to bring custom product ideas to life. We have a dedicated team of designers and draftsmen who specialize in making custom products a reality in a timely manner. Additionally, changes to standard products (such as additional armrests, custom color matching, unique bench length, and laser cut designs) are no problem. We bring to the table decades of experience making site furnishings that turn your vision into reality.

**THE DESIGN** Good Design Matters. Ingrained in our culture is a desire to consistently introduce new and relevant products for our customers. Relevant means we aspire to have a product line as extensive and diverse as the projects that Landscape Architects and Planners design. Our goal is to design site furnishings that fit any space whether matching a contemporary space, accentuating traditional architecture, or blending into the nature of a park. The DuMor product line lives through the weather and industry trends because good design is timeless.

**WHY WE DO WHAT WE DO** We believe great outdoor spaces make the world better. We think communities flourish when they have public space to enjoy. We think commercial spaces should include functional site amenities. We want to make spaces more comfortable, accessible to everyone, functional, and more beautiful. It's a simple thing that drives us. We love what we do!









# DUMOR COLLECTIONS

Families of benches, receptacles, planters, and tables  
coordinated by matching style



Shown in Forest Green finish/lpe

## BENCH 490

Douglas Fir slats

**490-60D** 6' LONG, 135 LBS.

**490-80D** 8' LONG, 157 LBS.

Ipe slats

**490-60I** 6' LONG, 180 LBS.

**490-80I** 8' LONG, 217 LBS.

Thermally Modified Red Oak slats

**490-60TMR** 6' LONG, 135 LBS.

**490-80TMR** 8' LONG, 157 LBS.

Recycled Plastic slats

**490-60PL** 6' LONG, 167 LBS.

**490-80PL** 8' LONG, 3 SUPPORTS, 239 LBS.

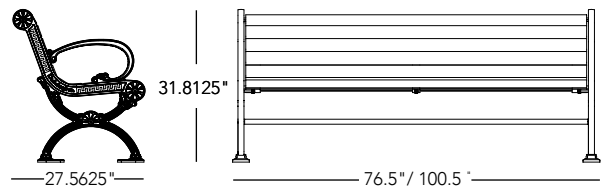
Wood Grain Recycled Plastic slats

**490-60TX** 6' LONG, 167 LBS.

**490-80TX** 8' LONG, 3 SUPPORTS, 239 LBS.

Optional armrest available upon request

- Cast aluminum end supports





491 Shown in Forest Green finish/lpe

## BENCH 491/492

Douglas Fir slats

**491-60D** 6' LONG, W/ARMRESTS, 100 LBS.

**491-80D** 8' LONG, W/ARMRESTS, 115 LBS.

**492-60D** 6' LONG, 92 LBS.

**492-80D** 8' LONG, 107 LBS.

Ipe slats

**491-60I** 6' LONG, W/ARMRESTS, 128 LBS.

**491-80I** 8' LONG, W/ARMRESTS, 153 LBS.

**492-60I** 6' LONG, 120 LBS.

**492-80I** 8' LONG, 145 LBS.

Thermally Modified Red Oak slats

**491-60TMR** 6' LONG, W/ARMRESTS, 100 LBS.

**491-80TMR** 8' LONG, W/ARMRESTS, 115 LBS.

**492-60TMR** 6' LONG, 92 LBS.

**492-80TMR** 8' LONG, 107 LBS.

Recycled Plastic slats

**491-60PL** 6' LONG, W/ARMRESTS, 128 LBS.

**491-80PL** 8' LONG, 3 SUPPORTS, W/ARMRESTS, 183 LBS.

**492-60PL** 6' LONG, 120 LBS.

**492-80PL** 8' LONG, 3 SUPPORTS, 170 LBS.

Wood Grain Recycled Plastic slats

**491-60TX** 6' LONG, W/ARMRESTS, 128 LBS.

**491-80TX** 8' LONG, 3 SUPPORTS, W/ARMRESTS, 183 LBS.

**492-60TX** 6' LONG, 120 LBS.

**492-80TX** 8' LONG, 3 SUPPORTS, 170 LBS.

Optional armrest available upon request

- Cast aluminum end supports



492 Shown in Forest Green finish/lpe

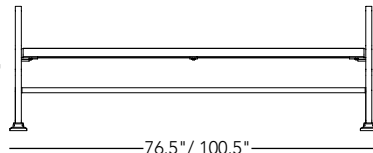
492



491



25.9375"







Shown in Forest Green

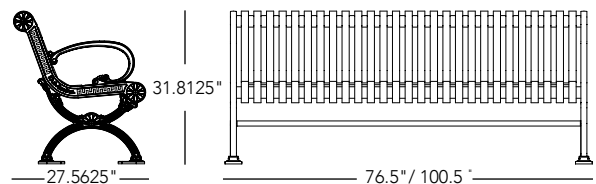
## BENCH 493

**493-60** 6' LONG, 238 LBS.

**493-80** 8' LONG, 299 LBS.

Optional armrest available upon request

- Cast aluminum end supports







494-60 Shown in Forest Green

**BENCH 494/495**

**494-60** 6' LONG, W/ARMRESTS, 192 LBS.

**494-80** 8' LONG, W/ARMRESTS, 240 LBS.

**495-60** 6' LONG, 183 LBS.

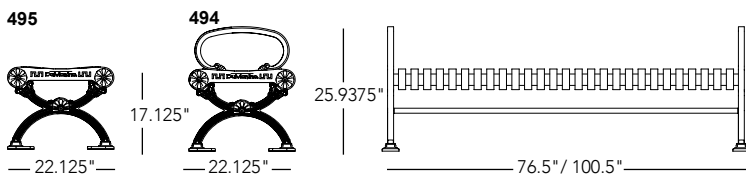
**495-80** 8' LONG, 231 LBS.

Optional armrest available upon request

- Cast aluminum end supports



495-60 Shown in Forest Green







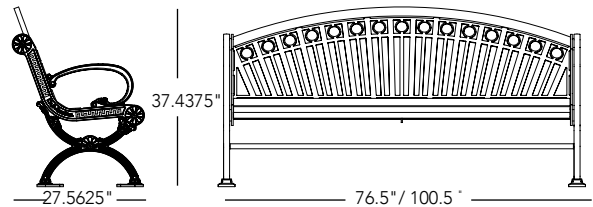
## BENCH 496

**496-60** 6' LONG, 216 LBS.

**496-80** 8' LONG, 287 LBS.

Optional armrest available upon request

- Cast aluminum end supports





Bench 497 Shown in Almond

**BENCH 497/498**

**497-60** 6' LONG, W/ARMRESTS, 186 LBS.

**497-80** 8' LONG, W/ARMRESTS, 228 LBS.

**498-60** 6' LONG, 177 LBS.

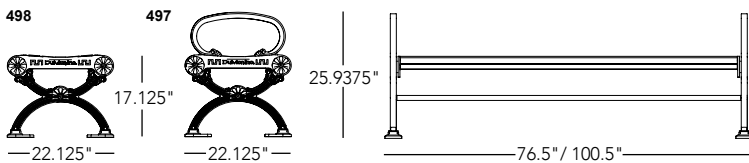
**498-80** 8' LONG, 219 LBS.

Optional armrest available upon request

- Cast aluminum end supports



Bench 498 Shown in Almond







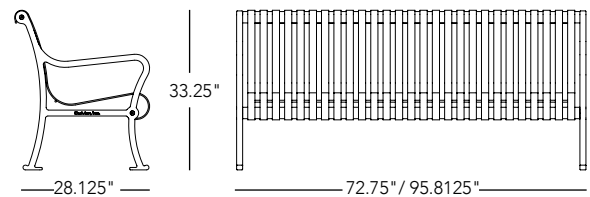
Shown in Carlsbad

## BENCH 93

**93-60** 6' LONG, 292 LBS.

**93-80** 8' LONG, 354 LBS.

Optional armrest available upon request







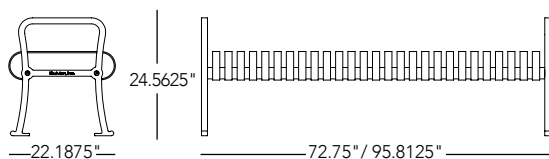
Shown in Sudan

### BENCH 95

**95-60** 6' LONG, 223 LBS.

**95-80** 8' LONG, 272 LBS.

Optional armrest available upon request





Shown in Bronze

## BENCH 94

**94-60** 6' LONG, 230 LBS.

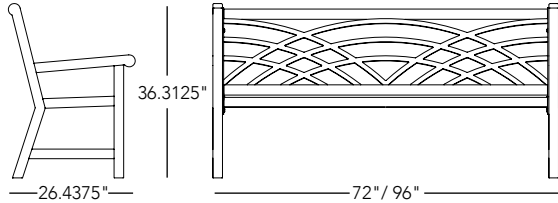
**94-80** 8' LONG, 277 LBS.

Optional armrest available upon request

Mounting Options: Embedment (S-1), Surface

Mount (S-2), and Free Standing (S-5)

- 1" x 1" steel tube seating surface



### MOUNTING OPTIONS



**S-1**  
EMBEDMENT



**S-2**  
SURFACE MOUNT



**S-5**  
FREE STANDING





Shown in Bronze

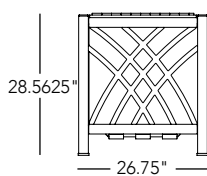
## RECEPTACLE 17

**17-22** 22-GALLON, 200 LBS.

Cover Options: Standard, Recycling (RC), Bonnet Top (BT), Dome (DM)

Mounting Options: Embedment (S-1), Surface Mount (S-2), and Free Standing (S-5)

Emptying Method: Hinged cover, HDPE liner



STANDARD



ADDITIONAL COVER OPTIONS



RC



BT



DM

MOUNTING OPTIONS



S-1  
EMBEDMENT



S-2  
SURFACE MOUNT



S-5  
FREE STANDING



Shown in Juniper Green

## BENCH 117

**117-60** 6' LONG, 223 LBS.

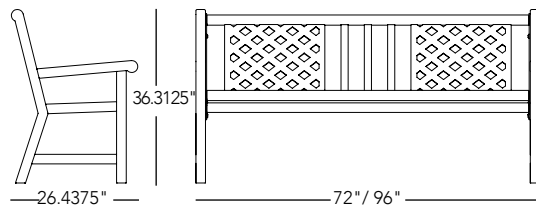
**117-80** 8' LONG, 275 LBS.

Optional armrest available upon request

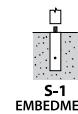
Mounting Options: Embedment (S-1), Surface

Mount (S-2), and Free Standing (S-5)

- 2" x 1" steel tube seating surface



### MOUNTING OPTIONS



**S-1**  
EMBEDMENT



**S-2**  
SURFACE MOUNT



**S-5**  
FREE STANDING





Shown in Deep Red

## BENCH 118

**118-60** 6' LONG, 227 LBS.

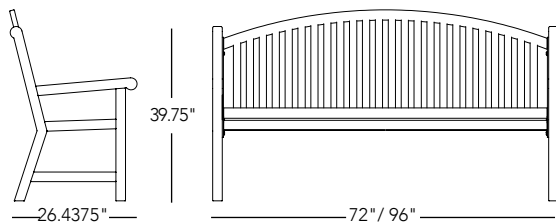
**118-80** 8' LONG, 274 LBS.

Optional armrest available upon request

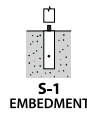
Mounting Options: Embedment (S-1), Surface

Mount (S-2), and Free Standing (S-5)

- Contoured 1" x 1" steel tube seating surface



### MOUNTING OPTIONS







Shown in Textured Black

## BENCH 58

**58-60** 6' LONG, 300 LBS.

**58-80** 8' LONG, 361 LBS.


Optional armrest available upon request



Cast center armrest

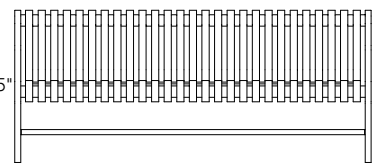


Optional custom lettering



31.6875"

27.5625"



74.25" / 98.25"





Shown in Textured Black

### BENCH 92

**92-60** 6' LONG, 227 LBS.

**92-80** 8' LONG, 275 LBS.

Optional end/center armrest upon request



Cast center armrest



**102-32SH** in Textured Black (w/shield)

### RECEPTACLE 102

**102-22** 22-GALLON, 236 LBS.

**102-22SH** 22-GALLON, W/OPTIONAL STEEL SHIELD, 258 LBS.

**102-32** 32-GALLON, 272 LBS.

**102-32SH** 32-GALLON, W/OPTIONAL STEEL SHIELD, 299 LBS.

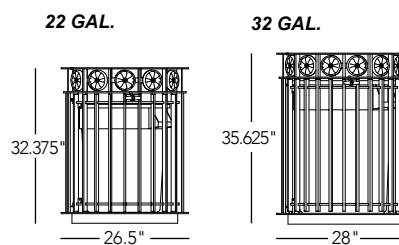
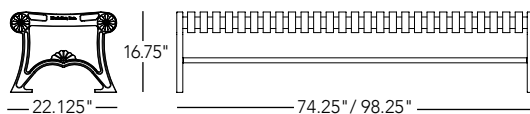
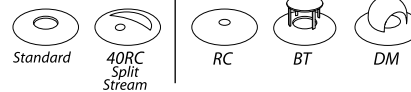
**102-40-RC** 40-GALLON SPLIT STREAM RECYCLE, 278 LBS.

**102-40SHRC** 40-GALLON SPLIT STREAM RECYCLE, W/OPTIONAL STEEL SHIELD, 304 LBS.

Emptying Method: Side door emptying, HDPE liner

Listed Options

Additional Cover Options



Side door emptying



Shown in Black w/shield

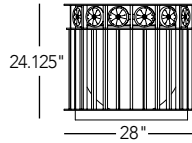
## PLANTER 122

**122-00** STEEL PLANTER, 185 LBS.

**122-00SH** STEEL PLANTER W/OPTIONAL STEEL SHIELD, 201 LBS.

Add to unit price for self watering liner option

- HDPE liner



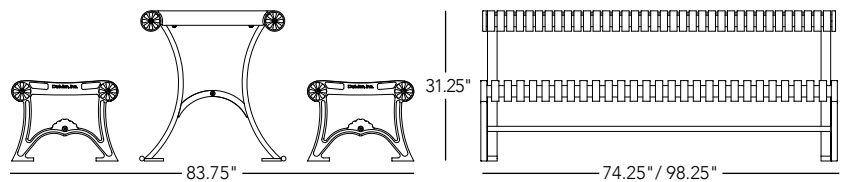
Shown in Black

## TABLE SET 443

**443-62** 6' TABLE, (2) 6' BENCHES, 806 LBS.

**443-82** 8' TABLE, (2) 8' BENCHES, 974 LBS.

**443-558-1** 8', ADA ACCESSIBLE TABLE, (2) 5' BENCHES, 827 LBS.







Shown in Black



Optional custom lettering



Cast center armrest


### BENCH 19

**19-60** 6' LONG, 379 LBS.

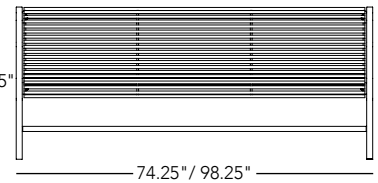
**19-80** 8' LONG, 457 LBS.

Optional armrest available upon request

- Steel 5/8" round rod seating surface



31.6875"



74.25" / 98.25"

### BENCH 106

**106-60** 6' LONG, 264 LBS.


**106-80** 8' LONG, 319 LBS.

Optional end/center armrest available

- Steel 5/8" round rod seating surface



16.75"



74.25" / 98.25"



Shown in Black





Shown in Bronze finish/Antique Mahogany

## BENCH 57

Douglas Fir slats

**57-60D** 6' LONG, 198 LBS.

**57-80D** 8' LONG, 220 LBS.

Ipe slats

**57-60I** 6' LONG, 243 LBS.

**57-80I** 8' LONG, 280 LBS.

Thermally Modified Red Oak slats

**57-60TMR** 6' LONG, 198 LBS.

**57-80TMR** 8' LONG, 220 LBS.

Recycled Plastic slats

**57-40PL** 4' LONG, 194 LBS.

**57-60PL** 6' LONG, 229 LBS.

**57-80PL** 8' LONG, 3 SUPPORTS, 333 LBS.

Wood Grain Recycled Plastic slats

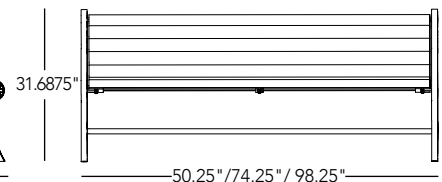
**57-40TX** 4' LONG, 194 LBS.

**57-60TX** 6' LONG, 229 LBS.

**57-80TX** 8' LONG, 3 SUPPORTS, 333 LBS.

Optional armrest available upon request

- Cast iron end supports
- 2" x 3" nominal slats





Shown in Bronze finish/Antique Mahogany



Shown in Bronze finish/Antique Mahogany

### BENCH 91

Douglas Fir slats

**91-60D** 6' LONG, 136 LBS.

**91-80D** 8' LONG, 151 LBS.

Ipe slats

**91-60I** 6' LONG, 164 LBS.

**91-80I** 8' LONG, 189 LBS.

Thermally Modified Red Oak slats

**91-60TMR** 6' LONG, 136 LBS.

**91-80TMR** 8' LONG, 151 LBS.

Recycled Plastic slats

**91-40PL** 4' LONG, 137 LBS.

**91-60PL** 6' LONG, 164 LBS.

**91-80PL** 8' LONG, 3 SUPPORTS, 236 LBS.

Wood Grain Recycled Plastic slats

**91-40TX** 4' LONG, 137 LBS.

**91-60TX** 6' LONG, 164 LBS.

**91-80TX** 8' LONG, 3 SUPPORTS, 236 LBS.

Optional armrest available upon request



Cast center armrest

### RECEPTACLE 124

Douglas Fir slats

**124-31D** 31-GALLON, 209 LBS.

Ipe slats

**124-31I** 31-GALLON, 255 LBS.

Thermally Modified Red Oak slats

**124-31TMR** 31-GALLON, 209 LBS.

Recycled Plastic slats

**124-31PL** 31-GALLON, 219 LBS.

Wood Grain Recycled Plastic slats

**124-31TX** 31-GALLON, 219 LBS.

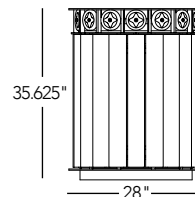
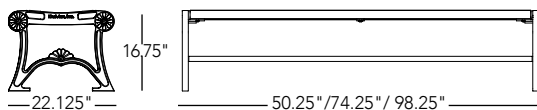
Emptying Method: Lift off lid emptying, galvanized steel liner

Standard Cover

Additional Cover Options



RC BT DM







Shown in Black finish/Cedar Recycled Plastic

## BENCH 143

Recycled Plastic slats

**143-40PL** 4' LONG, 176 LBS.

**143-60PL** 6' LONG, 211 LBS.

**143-80PL** 8' LONG, 3 SUPPORTS, 306 LBS.

Wood Grain Recycled Plastic slats

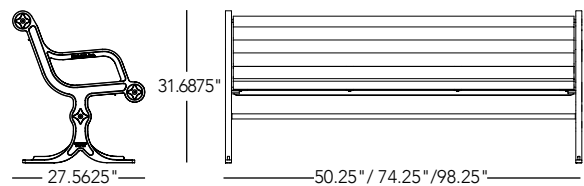
**143-40TX** 4' LONG, 176 LBS.

**143-60TX** 6' LONG, 211 LBS.

**143-80TX** 8' LONG, 3 SUPPORTS, 306 LBS.

Optional armrest available upon request

- Custom lettering available on side supports





Shown in Black finish/Douglas Fir

## RECEPTACLE 152

Douglas Fir slats

**152-31D** 31-GALLON, 209 LBS.

Ipe slats

**152-31I** 31-GALLON, 255 LBS.

Thermally Modified Red Oak slats

**152-31TMR** 31-GALLON, 209 LBS.

Recycled Plastic slats

**152-31PL** 31-GALLON, 219 LBS.

Wood Grain Recycled Plastic slats

**152-31TX** 31-GALLON, 219 LBS.

Emptying Method: Lift off lid

emptying, galvanized steel liner

Standard

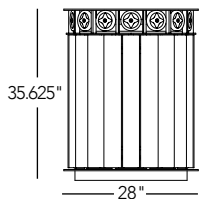
Additional Cover Options



RC

BT

DM







Shown in Bronze

## BENCH 140

**140-60** 6' LONG, 282 LBS.

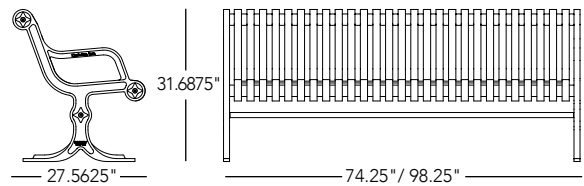
**140-80** 8' LONG, 343 LBS.

Optional armrest available upon request

- Custom lettering available on side supports



Cast center armrest







Shown in Bronze

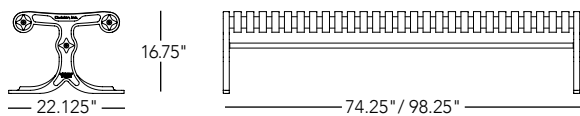
## BENCH 144

**144-60** 6' LONG, 217 LBS.

**144-80** 8' LONG, 265 LBS.

Optional armrest available upon request

- Comfortable, contoured straps







Shown in Black

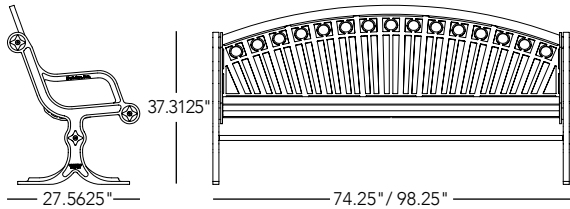
### BENCH 162

**162-60** 6' LONG, 261 LBS.

**162-80** 8' LONG, 331 LBS.

Optional armrest available upon request

- Custom lettering available on side supports
- Laser cut backrest and 1" square tube seat







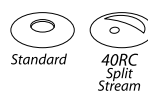
Shown in Black

## RECEPTACLE 148

- 148-22** 22-GALLON, 233 LBS.
- 148-22SH** 22-GALLON, W/OPTIONAL STEEL SHIELD, 255 LBS.
- 148-32** 32-GALLON, 272 LBS.
- 148-32SH** 32-GALLON, W/OPTIONAL STEEL SHIELD, 299 LBS.
- 148-40RC** 40-GAL. SPLIT STREAM RECYCLE, 278 LBS.
- 148-40SHRC** 40-GAL. SPLIT STREAM RECYCLE, W/OPTIONAL STEEL SHIELD, 304 LBS.

Emptying Method: Side door emptying, HDPE liner


Listed Options



Standard

40RC  
Split  
Stream

Additional Cover Options



RC

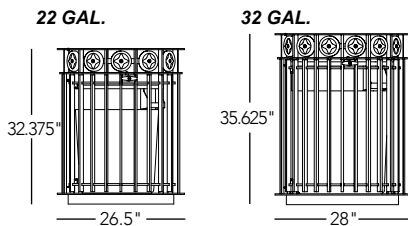
BT

DM

- Optional shield conceals liner



Side door emptying





Shown in Juniper Green

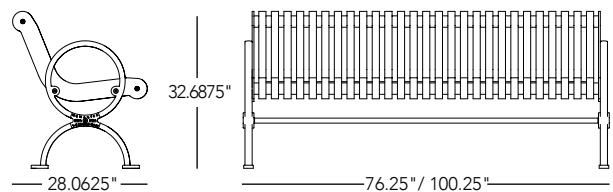
## BENCH 119

**119-60** 6' LONG, 299 LBS.

**119-80** 8' LONG, 359 LBS.

Optional armrest available upon request

- Contoured steel seat







Shown in Juniper Green

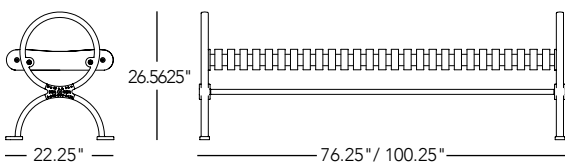
### BENCH 120

**120-60** 6' LONG, 250 LBS.

**120-80** 8' LONG, 298 LBS.

Optional armrest available upon request

- Contoured steel seat





Shown in Black

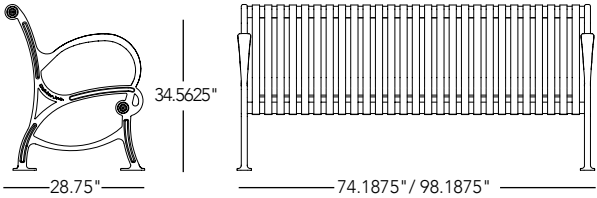
**BENCH 446**

**446-60** 6' LONG, 245 LBS.

**446-80** 8' LONG, 308 LBS.

Optional armrest available upon request

- Cast aluminum end supports







Bench 282 Shown in Black

## BENCH 282/283

With Armrests

**282-60** 6' LONG, 198 LBS.

**282-80** 8' LONG, 247 LBS.

Without Armrests

**283-60** 6' LONG, 180 LBS.

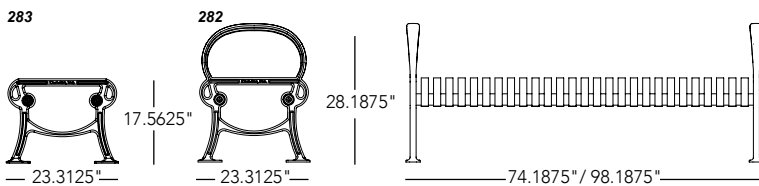
**283-80** 8' LONG, 229 LBS.

Optional armrest available upon request

- Cast aluminum end supports



Bench 283 Shown in Black





Shown in Black finish/Ipe

## BENCH 447

Douglas Fir slats

**447-60D** 6' LONG, 217 LBS.

**447-80D** 8' LONG, 272 LBS.

Ipe slats

**447-60I** 6' LONG, 254 LBS.

**447-80I** 8' LONG, 327 LBS.

Thermally Modified Red Oak slats

**447-60TMR** 6' LONG, 217 LBS.

**447-80TMR** 8' LONG, 272 LBS.

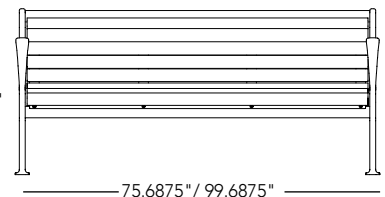
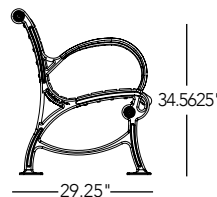
Recycled Plastic slats

**447-60PL** 6' LONG, 229 LBS.

**447-80PL** 8' LONG, 269 LBS.

Optional armrest available upon request

- Cast aluminum end supports







Bench 284 Shown in Black finish/Ipe



Bench 285 Shown in Black finish/Walnut Plastic

## BENCH 284/285

Douglas Fir slats

**284-60D** 6' LONG, W/ARMRESTS, 145 LBS.

**284-80D** 8' LONG, W/ARMRESTS, 171 LBS.

**285-60D** 6' LONG, 128 LBS.

**285-80D** 8' LONG, 153 LBS.

Ipe slats

**284-60I** 6' LONG, W/ARMRESTS, 179 LBS.

**284-80I** 8' LONG, W/ARMRESTS, 216 LBS.

**285-60I** 6' LONG, 162 LBS.

**285-80I** 8' LONG, 198 LBS.

Thermally Modified Red Oak slats

**284-60TMR** 6' LONG, W/ARMRESTS, 145 LBS.

**284-80TMR** 8' LONG, W/ARMRESTS, 171 LBS.

**285-60TMR** 6' LONG, 128 LBS.

**285-80TMR** 8' LONG, 153 LBS.

Recycled Plastic slats

**284-60PL** 6' LONG, W/ARMRESTS, 152 LBS.

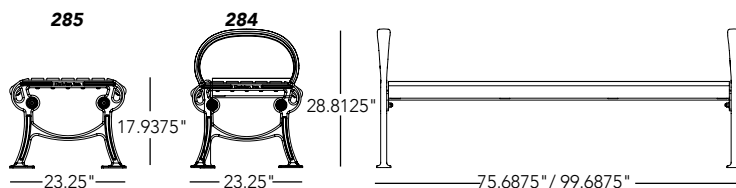
**284-80PL** 8' LONG, W/ARMRESTS, 180 LBS.

**285-60PL** 6' LONG, 135 LBS.

**285-80PL** 8' LONG, 162 LBS.

Optional armrest available upon request

- Cast aluminum end supports





Bench 160 Shown in Black



Bench 168 shown in Argento

**BENCH 160/168**

Flat Bar Seat

**160-60** 6' LONG, 266 LBS.

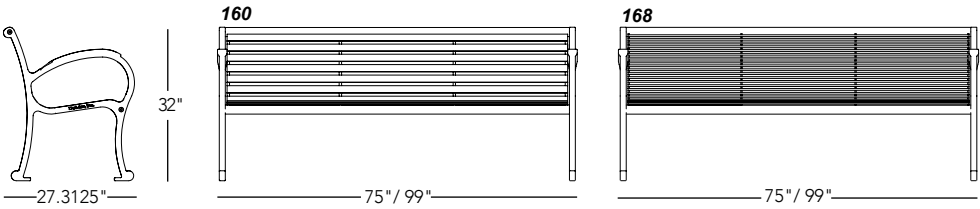
**160-80** 8' LONG, 314 LBS.

Round Rod Seat

**168-60** 6' LONG, 239 LBS.

**168-80** 8' LONG, 284 LBS.

Optional armrest available upon request







Bench 164 Shown in Argento

**BENCH 164/173**

Flat Bar Seat

**164-60** 6' LONG, 205 LBS.

**164-80** 8' LONG, 239 LBS.

Optional armrest available upon request

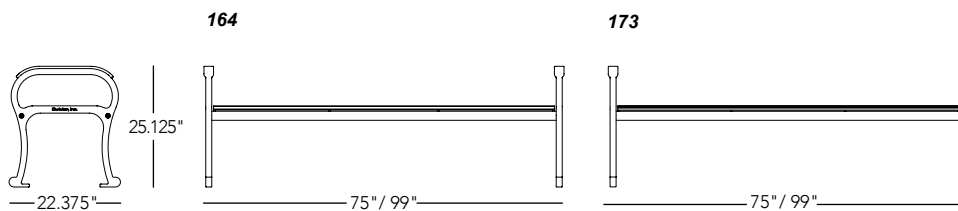
Round Rod Seat

**173-60** 6' LONG, 186 LBS.

**173-80** 8' LONG, 217 LBS.



Bench 173 Shown in Forest Green





Shown in Bronze finish/Ipe

## BENCH 165

Douglas Fir slats

**165-60D** 6' LONG, 222 LBS.

**165-80D** 8' LONG, 251 LBS.

Ipe slats

**165-60I** 6' LONG, 264 LBS.

**165-80I** 8' LONG, 308 LBS.

Optional armrest available upon request

Thermally Modified Red Oak slats

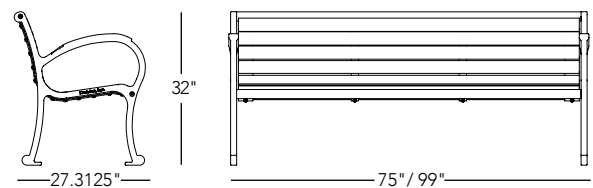
**165-60TMR** 6' LONG, 222 LBS.

**165-80TMR** 8' LONG, 251 LBS.

Recycled Plastic slats

**165-60PL** 6' LONG, 230 LBS.

**165-80PL** 8' LONG, 263 LBS.







Shown in Black finish/Ipe

## BENCH 166

Douglas Fir slats

**166-60D** 6' LONG, 182 LBS.

**166-80D** 8' LONG, 204 LBS.

Ipe slats

**166-60I** 6' LONG, 206 LBS.

**166-80I** 8' LONG, 236 LBS.

Optional armrest available upon request

Thermally Modified Red Oak slats

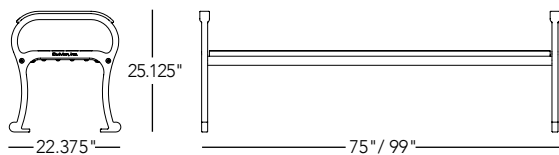
**166-60TMR** 6' LONG, 182 LBS.

**166-80TMR** 8' LONG, 204 LBS.

Recycled Plastic slats

**166-60PL** 6' LONG, 187 LBS.

**166-80PL** 8' LONG, 210 LBS.







Shown in Hunter Green

## BENCH 190

**190-60** 6' LONG, 277 LBS.

**190-80** 8' LONG, 325 LBS.

Optional armrest available upon request

- Ductile iron end support




COORDINATING  
PLANTER ON PAGE 123



34.3125"

25.25"



75" / 99"





Shown in Hunter Green

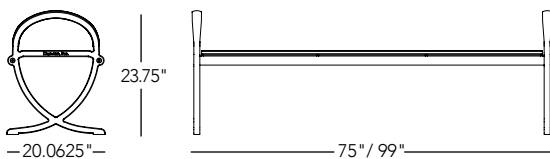
### BENCH 191

**191-60** 6' LONG, 205 LBS.

**191-80** 8' LONG, 239 LBS.

Optional armrest available upon request

- Ductile iron end support



**429-32-S03** Shown in Hunter Green

### RECEPTACLE 429

**429-32-FTO** 32-GALLON, TOP DEPOSIT, 191 LBS.

**429-32-S01** 32-GALLON, SIDE DEPOSIT, 1 OPENING, 204 LBS.

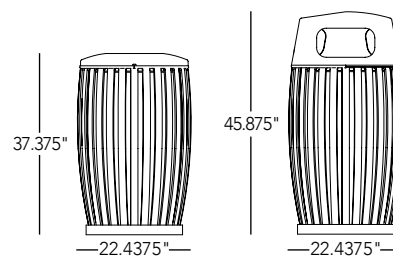
**429-32-S02** 32-GALLON, SIDE DEPOSIT, 2 OPENINGS, 203 LBS.

**429-32-S03** 32-GALLON, SIDE DEPOSIT, 3 OPENINGS, 201 LBS.

Emptying Method: Hinged cover, HDPE liner

Listed Options

Additional Cover Options



Hinged cover emptying



Shown in Deep Red finish/Walnut Plastic

## BENCH 185

Douglas Fir slats

**185-60D** 6' LONG, 168 LBS.

**185-80D** 8' LONG, 196 LBS.

Ipe slats

**185-60I** 6' LONG, 214 LBS.

**185-80I** 8' LONG, 257 LBS.

Thermally Modified Red Oak slats

**185-60TMR** 6' LONG, 168 LBS.

**185-80TMR** 8' LONG, 196 LBS.

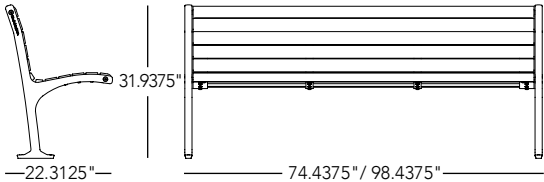
Recycled Plastic slats

**185-60PL** 6' LONG, 177 LBS.

**185-80PL** 8' LONG, 3 SUPPORTS, 253 LBS.

Optional end/center armrest  
available upon request

- Ductile cast iron supports







Shown in Deep Red finish/Walnut Plastic

### BENCH 186

Douglas Fir slats

**186-60D** 6' LONG, 102 LBS.

**186-80D** 8' LONG, 120 LBS.

Ipe slats

**186-60I** 6' LONG, 126 LBS.

**186-80I** 8' LONG, 152 LBS.

Thermally Modified Red Oak slats

**186-60TMR** 6' LONG, 102 LBS.

**186-80TMR** 8' LONG, 120 LBS.

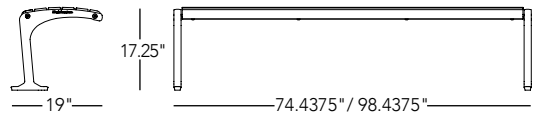
Recycled Plastic slats

**186-60PL** 6' LONG, 107 LBS.

**186-80PL** 8' LONG, 3 SUPPORTS, 152 LBS.

Optional end/center armrest available upon request

- Ductile cast iron supports



Shown in Deep Red finish/Walnut Plastic

### RECEPTACLE 187

Douglas Fir slats

**187-32D-FTO** 32-GALLON, 186 LBS.

Ipe slats

**187-32I-FTO** 32-GALLON, 238 LBS.

Thermally Modified Red Oak slats

**187-32TMR-FTO** 32-GALLON, 186 LBS.

Recycled Plastic slats

**187-32PL-FTO** 32-GALLON, 198 LBS.

Emptying Method: Hinged cover, HDPE liner

Listed Option

Additional Cover Options



FTO



RC

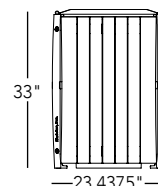


BT



DM

- Cast iron legs





Shown in Bronze

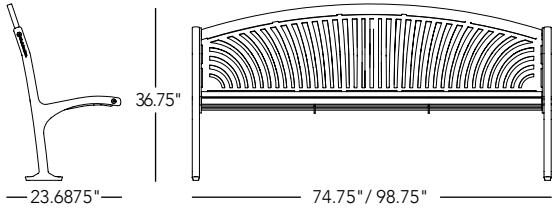
**BENCH 194**

**194-60** 6' LONG, 218 LBS.

**194-80** 8' LONG, 259 LBS.

Optional end/center armrest upon request

- Ductile cast iron supports
- Laser cut backrest and 1" square tube seating







Shown in Bronze

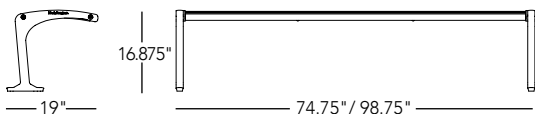
### BENCH 195

**195-60** 6' LONG, 112 LBS.

**195-80** 8' LONG, 133 LBS.

Optional end/center armrest upon request

- Ductile cast iron supports



Shown in Bronze w/contrasting color shield

### RECEPTACLE 196

**196-32FTO** 32-GALLON, 259 LBS.

Emptying Method: Hinged cover, HDPE liner

Listed Option

Additional Cover Options



FTO



RC

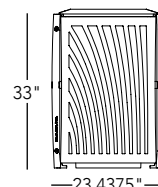


BT



DM

- Cast iron legs





505-60HC Shown in White





505-60INA Shown in White finish/Ipe

## BENCH 505

With Armrests

**505-60I** 6' LONG, IPE SLATS, 186 LBS.

**505-60TMR** 6' LONG, THERMALLY MODIFIED RED OAK SLATS, 166 LBS.

**505-60PL** 6' LONG, RECYCLED PLASTIC SLATS, 160 LBS.

**505-60TX** 6' LONG, WG RECYCLED PLASTIC SLATS, 160 LBS.

**505-60HC** 6' LONG, STEEL SEAT AND BACKREST, 194 LBS.

Without Armrests

**505-60INA** 6' LONG, IPE SLATS, 181 LBS.

**505-60TMRNA** 6' LONG, THERMALLY MODIFIED RED OAK SLATS, 161 LBS.

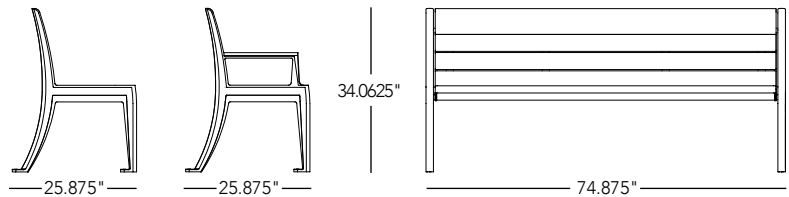
**505-60PLNA** 6' LONG, RECYCLED PLASTIC SLATS, 155 LBS.

**505-60TXNA** 6' LONG, WG RECYCLED PLASTIC SLATS, 155 LBS.

**505-60HCNA** 6' LONG, STEEL SEAT AND BACKREST, 189 LBS.

Optional armrest available upon request

- Cast aluminum end supports





506-60TXHS Shown in White w/Horizontal Steel back and Antique Mahogany TX seat

## BENCH 506

With Armrests

**506-60I** 6' LONG, IPE SLATS, 186 LBS.

**506-60IHS** 6' LONG, IPE SLATS AND STEEL BACKREST, 205 LBS.

**506-60TMR** 6' LONG, THERMALLY MODIFIED RED OAK, 166 LBS.

**506-60TMRHS** 6' LONG, THERMALLY MODIFIED RED OAK AND STEEL BACKREST, 195 LBS.

**506-60PL** 6' LONG, RECYCLED PLASTIC SLATS, 160 LBS.

**506-60PLHS** 6' LONG, RECYCLED PLASTIC SLATS AND STEEL BACKREST, 187 LBS.

**506-60TX** 6' LONG, WG RECYCLED PLASTIC SLATS, 160 LBS.

**506-60TXHS** 6' LONG, WG RECYCLED PLASTIC SLATS AND STEEL BACKREST, 187 LBS.

**506-60HC** 6' LONG, STEEL SEAT AND BACKREST, 194 LBS.

Without Armrests

**505-60INA** 6' LONG, IPE SLATS, 181 LBS.

**505-60IHSNA** 6' LONG, IPE SLATS AND STEEL BACKREST, 201 LBS.

**505-60TMRNA** 6' LONG, THERMALLY MODIFIED RED OAK, 161 LBS.

**505-60TMRHSNA** 6' LONG, THERMALLY MODIFIED RED OAK AND STEEL BACKREST, 191 LBS.

**505-60PLNA** 6' LONG, RECYCLED PLASTIC SLATS, 155 LBS.

**505-60PLHSNA** 6' LONG, RECYCLED PLASTIC SLATS AND STEEL BACKREST, 182 LBS.


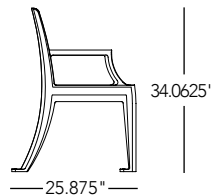
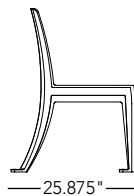
**505-60TXNA** 6' LONG, WG RECYCLED PLASTIC SLATS, 155 LBS.

**505-60TXHSNA** 6' LONG, WG RECYCLED PLASTIC SLATS AND STEEL BACKREST, 182 LBS.

**505-60HCNA** 6' LONG, STEEL SEAT AND BACKREST, 189 LBS.

Optional armrest available upon request

• Cast aluminum end supports







507-60TX Shown in White finish/Antique Mahogany TX

**BENCH 507**

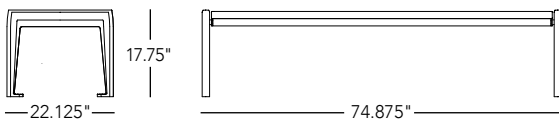
- 507-60I** 6' LONG, IPE SLATS, 155 LBS.
- 507-60TMR** 6' LONG, THERMALLY MODIFIED RED OAK, 150 LBS.
- 507-60PL** 6' LONG, RECYCLED PLASTIC SLATS, 130 LBS.
- 507-60TX** 6' LONG, WG RECYCLED PLASTIC SLATS, 130 LBS.
- 507-60HC** 6' LONG, STEEL SEAT, 126 LBS.

Optional armrest available upon request

- Cast aluminum end supports



507-60HC Shown in White finish

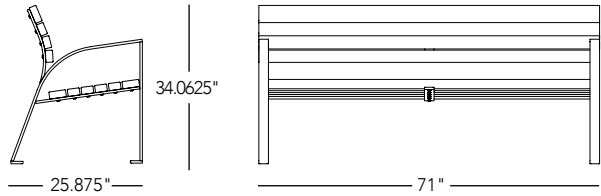




Shown in Textured Charcoal finish/Ipe

**BENCH 270**

- 270-60I** 6' LONG, IPE SLATS, 178 LBS.
  - 270-60TMR** 6' LONG, THERMALLY MODIFIED RED OAK SLATS, 138 LBS.
  - 270-60PL** 6' LONG, RECYCLED PLASTIC SLATS, 187 LBS.
  - 270-60TX** 6' LONG, WOOD GRAIN RECYCLED PLASTIC SLATS, 187 LBS.
- Optional armrest available upon request



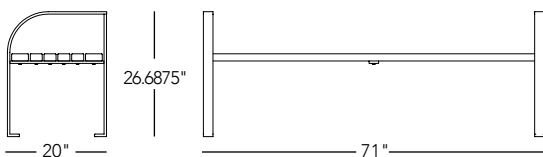




Shown in Textured Charcoal finish/Ipe

### BENCH 271

- 271-60I** 6' LONG, IPE SLATS, 123 LBS.
  - 271-60TMR** 6' LONG, THERMALLY MODIFIED RED OAK SLATS, 103 LBS.
  - 271-60PL** 6' LONG, RECYCLED PLASTIC SLATS, 123 LBS.
  - 271-60TX** 6' LONG, WOOD GRAIN RECYCLED PLASTIC, 123 LBS.
- Optional armrest available upon request



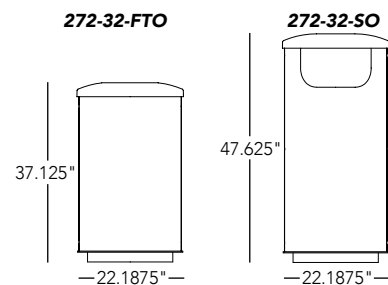
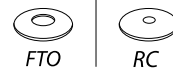
Shown in Textured Charcoal

### RECEPTACLE 272

- 272-32-SO** 32-GALLON, SIDE DEPOSIT, 109 LBS.
- 272-32-FTO** 32-GALLON, TOP DEPOSIT, 98 LBS.

Emptying Method: Lift off lid emptying, HDPE liner

Listed | Additional Cover Option





Shown in Textured Silver finish/Ipe

## BENCH 500

**500-60D** 6' LONG, DOUGLAS FIR, 128 LBS.

**500-60I** 6' LONG, IPE, 148 LBS.

**500-60TMR** 6' LONG, THERMALLY MODIFIED RED OAK, 128 LBS.

**500-60PL** 6' LONG, RECYCLED PLASTIC, 153 LBS.

**500-60TX** 6' LONG, WOOD GRAIN RECYCLED PLASTIC, 153 LBS.

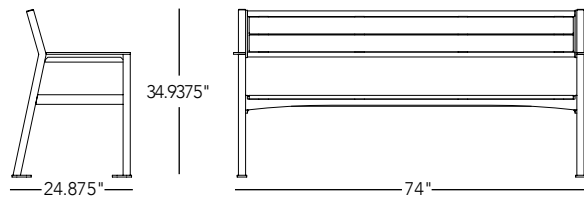
**500-60HS** 6' LONG, STEEL, 181 LBS.

Optional armrest available upon request

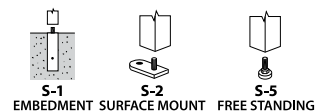
Support Options: Embedment (S-1), Surface Mount (S-2), and Free Standing (S-5)



500-60HS Steel bench in Black



### MOUNTING OPTIONS







501-60I in Textured Silver finish/Ipe



502-32I-BT in Textured Silver finish/Ipe

## BENCH 501

With Armrests

**501-60D** 6' LONG, DOUGLAS FIR, 102 LBS.

**501-60I** 6' LONG, IPE, 116 LBS.

**501-60TMR** 6' LONG, THERMALLY MODIFIED OAK, 102 LBS.

**501-60PL** 6' LONG, RECYCLED PLASTIC, 126 LBS.

**501-60TX** 6' LONG, WG RECYCLED PLASTIC, 126 LBS.

**501-60HS** 6' LONG, STEEL, 129 LBS.

Without Armrests

**501-60DNA** 6' LONG, DOUGLAS FIR, 93 LBS.

**501-60INA** 6' LONG, IPE, 107 LBS.

**501-60TMRNA** 6' LONG, THERMALLY MODIFIED OAK, 93 LBS.

**501-60PLNA** 6' LONG, RECYCLED PLASTIC, 117 LBS.

**501-60TXNA** 6' LONG, WG RECYCLED PLASTIC, 117 LBS.

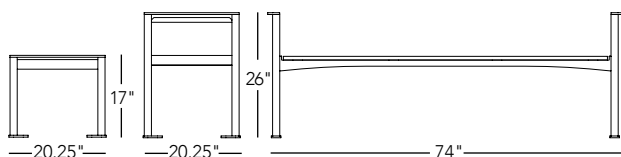
**501-60HSNA** 6' LONG, STEEL, 120 LBS.

Optional armrest available upon request

Support Options: Embedment (S-1), Surface Mount (S-2), and Free Standing (S-5)



501-60HSNA Steel bench



## RECEPTACLE 502

Flat Top Cover

**502-32D-FTO** 32-GALLON, DOUGLAS FIR, 136 LBS.

**502-32I-FTO** 32-GALLON, IPE, 162 LBS.

**502-32TMR-FTO** 32-GALLON, THERM MODIFIED OAK, 136 LBS.

**502-32PL-FTO** 32-GALLON, RECYCLED PLASTIC, 143 LBS.

**502-32TX-FTO** 32-GALLON, WG RECYCLED PLASTIC, 143 LBS.

**502-32HS-FTO** 32-GALLON, STEEL, 183 LBS.

Bonnet Top Cover

**502-32D-BT** 32-GALLON, DOUGLAS FIR, 180 LBS.

**502-32I-BT** 32-GALLON, IPE, 206 LBS.

**502-32TMR-BT** 32-GALLON, THERM MODIFIED OAK, 180 LBS.

**502-32PL-BT** 32-GALLON, RECYCLED PLASTIC, 187 LBS.

**502-32TX-BT** 32-GALLON, WG RECYCLED PLASTIC, 187 LBS.

**502-32HS-BT** 32-GALLON, STEEL, 228 LBS.

Mounting Options: Embedment (S-1), Surface Mount (S-2), and Free Standing (S-5)

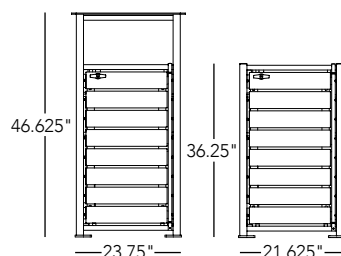
Emptying Method: Side door emptying, HDPE liner



502-32HS-BT All Steel



502-32I-FTO (with door open)





472-60I-2AR Shown in Argento finish/Ipe, S-2 supports

## BENCH 472

Douglas Fir slats

**472-60D** 6' LONG, 222 LBS.

**472-60D-2AR** 6' LONG, 2 ARMRESTS, 234 LBS.

Ipe slats

**472-60I** 6' LONG, 271 LBS.

**472-60I-2AR** 6' LONG, 2 ARMRESTS, 283 LBS.

Thermally Modified Red Oak slats

**472-60TMR** 6' LONG, 217 LBS.

**472-60TMR-2AR** 6' LONG, 2 ARMRESTS, 229 LBS.

Steel slats

**472-60HS** 6' LONG, 282 LBS.

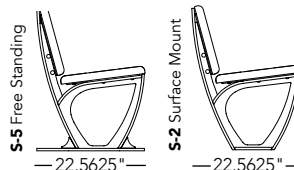
**472-60HS-2AR** 6' LONG, 2 ARMRESTS, 294 LBS.

Optional armrest available upon request

Support Options: Surface Mount (S-2) and Free Standing (S-5)



472-60HS-Steel Bench, S-2 supports







473-60I-2AR Shown in Argento finish/Ipe S-2 supports

## BENCH 473

Douglas Fir slats

**473-60D** 6' LONG, 159 LBS.

**473-60D-2AR** 6' LONG, 2 ARMRESTS, 179 LBS.

Ipe slats

**473-60I** 6' LONG, 190 LBS.

**473-60I-2AR** 6' LONG, 2 ARMRESTS, 210 LBS.

Thermally Modified Red Oak slats

**473-60TMR** 6' LONG, 162 LBS.

**473-60TMR-2AR** 6' LONG, 2 ARMRESTS, 182 LBS.

Steel slats

**473-60HS** 6' LONG, 207 LBS.

**473-60HS-2AR** 6' LONG, 2 ARMRESTS, 227 LBS.

Optional armrest available upon request

Support Options: Surface Mount (S-2) and Free Standing (S-5)



473-60HS-Steel Bench S-2 supports



474-32I-FTO in Argento finish/Ipe

## RECEPTACLE 474

Douglas Fir slats

**474-32D-FTO** 32-GALLON, FLAT TOP, 170 LBS.

**474-32D-BT** 32-GALLON, BONNET TOP, 194 LBS.

Ipe slats

**474-32I-FTO** 32-GALLON, FLAT TOP, 223 LBS.

**474-32I-BT** 32-GALLON, BONNET TOP, 247 LBS.

Thermally Modified Red Oak slats

**474-32TMR-FTO** 32-GALLON, FLAT TOP, 170 LBS.

**474-32TMR-BT** 32-GALLON, BONNET TOP, 194 LBS.

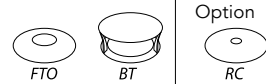
Steel

**474-32VS-FTO** 32-GALLON, FLAT TOP, 283 LBS.

**474-32VS-BT** 32-GALLON, BONNET TOP, 306 LBS.

Emptying Method: Hinged cover, HDPE liner

Listed Options



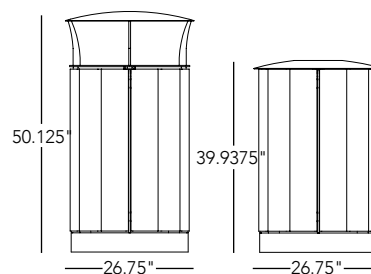
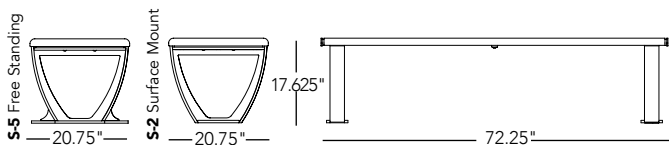
Additional Option



474-32VS-BT



474-32VS-FTO





Shown in Argento finish/Ipe

## BENCH 470

**470-60D** 6' LONG, DOUGLAS FIR SLATS, 217 LBS.

**470-60I** 6' LONG, IPE SLATS, 266 LBS.

**470-60TMR** 6' LONG, THERMALLY MODIFIED RED OAK SLATS, 217 LBS.

**470-60HS** 6' LONG, STEEL SLATS, 282 LBS.

Optional armrest available upon request



Shown in Argento finish/Ipe

## BENCH 471

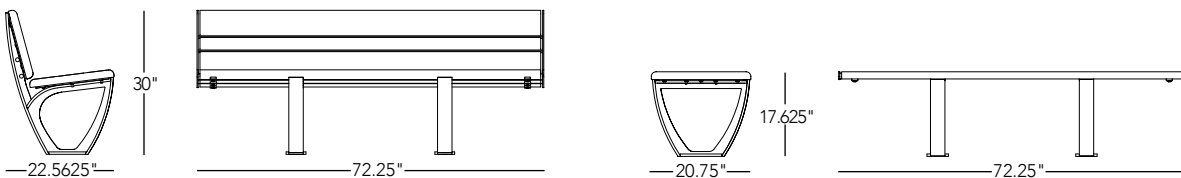
**471-60D** 6' LONG, DOUGLAS FIR SLATS, 162 LBS.

**471-60I** 6' LONG, IPE SLATS, 192 LBS.

**471-60TMR** 6' LONG, THERMALLY MODIFIED RED OAK SLATS, 162 LBS.

**471-60HS** 6' LONG, STEEL SLATS, 207 LBS.

Optional armrest available upon request







Shown in Textured Charcoal finish/Ipe, S-2 supports

## TABLE SET 475

**475-60D** 6' TABLE, 2 BENCHES, DOUGLAS FIR SLATS, 587 LBS.

**475-60-1D** ADA ACCESSIBLE, 6' TABLE, (2) 6' BENCHES, DOUGLAS FIR SLATS, 591 LBS.

**475-60I** 6' TABLE, 2 BENCHES, IPE SLATS, 690 LBS.

**475-60-1I** ADA ACCESSIBLE, 6' TABLE, (2) 6' BENCHES, IPE SLATS, 694 LBS.

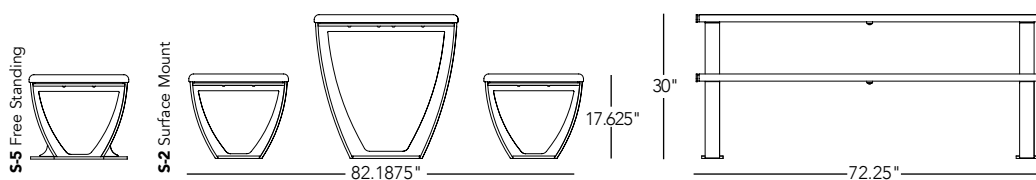
**475-60TMR** 6' TABLE, 2 BENCHES, THERMALLY MODIFIED RED OAK SLATS, 690 LBS.

**475-60-1TMR** ADA ACCESSIBLE, 6' TABLE, (2) 6' BENCHES, THERMALLY MODIFIED RED OAK SLATS, 694 LBS.

**475-60HS** 6' TABLE, 2 BENCHES, STEEL SLATS, 744 LBS.

**475-60-1HS** ADA ACCESSIBLE, 6' TABLE, (2) 6' BENCHES, STEEL SLATS, 744 LBS.

Support Options: Surface Mount (S-2) and Free Standing (S-5)







Shown in Argento

## BENCH 59

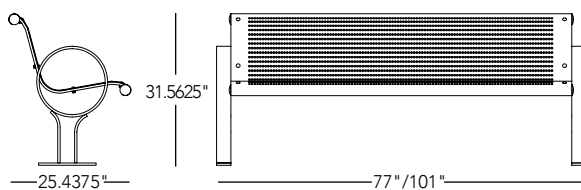
**59-60** 6' LONG, 198 LBS.

**59-80** 8' LONG, 235 LBS.

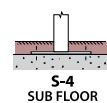
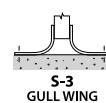
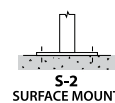
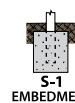
Optional armrest available upon request

Support Options: Embedment (S-1), Surface Mount (S-2), Gull Wing (S-3), and Sub Floor (S-4)

- Perforated steel seat frame



### MOUNTING OPTIONS







Shown in Deep Red

### BENCH 104

**104-60** 6' LONG, 165 LBS.

**104-80** 8' LONG, 181 LBS.

Optional armrest available upon request

Support Options: Embedment (S-1), Surface Mount (S-2), Gull Wing (S-3), and Sub Floor (S-4)

- Perforated steel seat frame



Shown in Juniper Green with optional dome (DM) cover

### RECEPTACLE 89

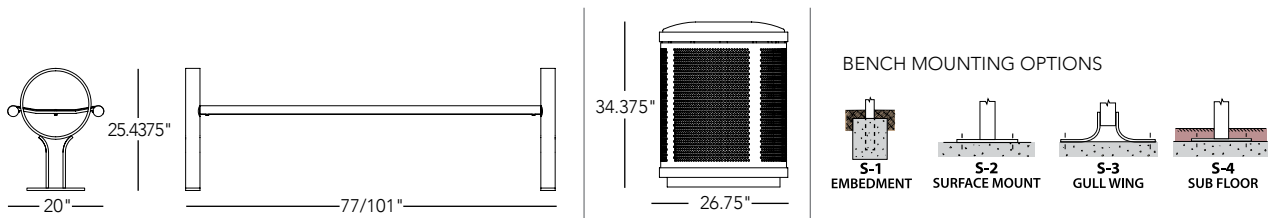
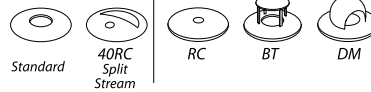
**89-32** 32-GALLON, 129 LBS.

**89-40-RC** 40-GALLON SPLIT STREAM RECYCLE, 136 LBS.

Emptying Method: Lift off lid emptying, HDPE liner

Listed Options

Additional Cover Options



NEW PRODUCT





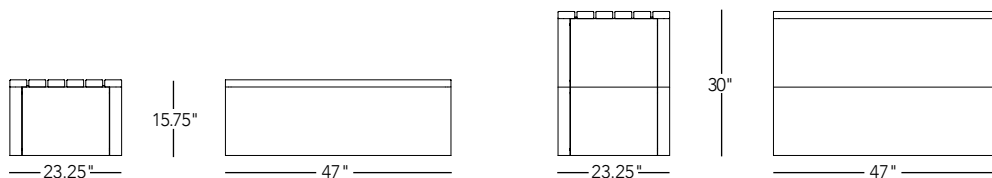


A two tier **530TMR** bench combination utilizing 8 boxes and 2 wide armrests/tables

Bench 530 is a 2'x4' bench meant to be connected and stacked like blocks into nearly any arrangement. Armrests, wide armrests/tables, skate stops, and planter boxes can be added. To learn more about custom arrangements and to receive spec drawings to fit your space, contact your local rep.

## BENCH 530

- 530-001** 1 STEEL CONNECTING/STACKING BLOCK, IPE SEAT, 245 LBS.
  - 530-00PL** 1 STEEL CONNECTING/STACKING BLOCK, RECYCLED PLASTIC SEAT, 238 LBS.
  - 530-00TMR** 1 STEEL CONNECTING/STACKING BLOCK, THERMALLY MODIFIED RED OAK SEAT, 245 LBS.
  - 530-00TX** STEEL CONNECTING/STACKING BLOCK, WOOD GRAIN RECYCLED PLASTIC SEAT, 238 LBS.
- Optional armrest or table available upon request
- 2" x 4" wood









**BENCH 520**

- 520-60I** 6' LONG, IPE, 358 LBS.
- 520-80I** 8' LONG, IPE, 426 LBS.
- 520-60TMR** 6' LONG, THERM MODIFIED OAK, 308 LBS.
- 520-80TMR** 8' LONG, THERM MODIFIED OAK, 366 LBS.
- 520-60PL** 6' LONG, RECYCLED PLASTIC, 323 LBS.
- 520-80PL** 8' LONG, RECYCLED PLASTIC, 376 LBS.
- 520-60TX** 6' LONG, WG RECYCLED PLASTIC, 323 LBS.
- 520-80TX** 8' LONG, WG RECYCLED PLASTIC, 376 LBS.
- 520-60VS** 6' LONG, STEEL, 340 LBS.
- 520-80VS** 8' LONG, STEEL, 410 LBS.

Optional end/center armrests or table available upon request

- 2" x 4" Vertical wood or steel strap layout

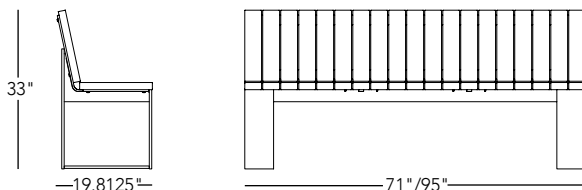


**BENCH 522**

- 522-60I** 6' LONG, IPE, 349 LBS.
- 522-80I** 8' LONG, IPE, 412 LBS.
- 522-60TMR** 6' LONG, THERM MODIFIED OAK, 299 LBS.
- 522-80TMR** 8' LONG, THERM MODIFIED OAK, 352 LBS.
- 522-60PL** 6' LONG, RECYCLED PLASTIC, 313 LBS.
- 522-80PL** 8' LONG, RECYCLED PLASTIC, 362 LBS.
- 522-60TX** 6' LONG, WG RECYCLED PLASTIC, 313 LBS.
- 522-80TX** 8' LONG, WG RECYCLED PLASTIC, 362 LBS.

Optional end/center armrests or table available upon request

- 2" x 4" Horizontal wood layout



**BENCH 521**

- 521-60I** 6' LONG, IPE, 240 LBS.
- 521-80I** 8' LONG, IPE, 279 LBS.
- 521-60TMR** 6' LONG, THERM MODIFIED OAK, 220 LBS.
- 521-80TMR** 8' LONG, THERM MODIFIED OAK, 254 LBS.
- 521-60PL** 6' LONG, RECYCLED PLASTIC, 218 LBS.
- 521-80PL** 8' LONG, RECYCLED PLASTIC, 249 LBS.
- 521-60TX** 6' LONG, WG RECYCLED PLASTIC, 218 LBS.
- 521-80TX** 8' LONG, WG RECYCLED PLASTIC, 249 LBS.
- 521-60VS** 6' LONG, STEEL, 272 LBS.
- 521-80VS** 8' LONG, STEEL, 328 LBS.

Optional end/center armrests or table available upon request

- 2" x 4" Vertical wood or steel strap layout

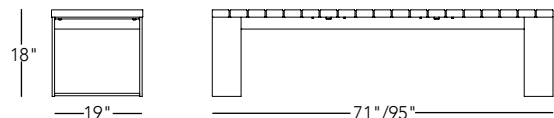


**BENCH 523**

- 523-60I** 6' LONG, IPE, 283 LBS.
- 523-80I** 8' LONG, IPE, 278 LBS.
- 523-60TMR** 6' LONG, THERM MODIFIED OAK, 218 LBS.
- 523-80TMR** 8' LONG, THERM MODIFIED OAK, 253 LBS.
- 523-60PL** 6' LONG, RECYCLED PLASTIC, 216 LBS.
- 523-80PL** 8' LONG, RECYCLED PLASTIC, 247 LBS.
- 523-60TX** 6' LONG, WG RECYCLED PLASTIC, 216 LBS.
- 523-80TX** 8' LONG, WG RECYCLED PLASTIC, 247 LBS.

Optional end/center armrests or table available upon request

- 2" x 4" Horizontal wood layout

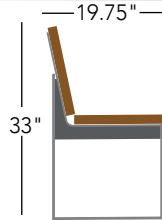




Three connected Bench 522/lumber

### CONTINUOUS BENCH 520 AND 522

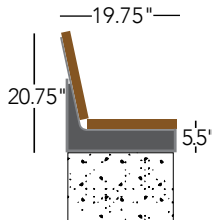
- Unlimited length
- 2"x4" Horizontal or vertical lumber layouts
- Vertical steel strap layout



### WALL MOUNT CONTINUOUS BENCH 520 AND 522

#### W520 AND W522


- Seat height 5.5" off wall
- Wall mounted benches have all the same versatility and limitless combinations seen on continuous benches.



520 and W520



522 and W522



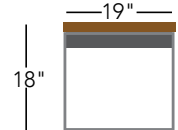
520VS and W520VS



Three connected Bench 523/lumber

### CONTINUOUS BENCH 521 AND 523

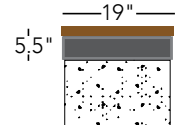
- Unlimited length
- 2"x4" Horizontal or vertical lumber layouts
- Vertical steel strap layout



### WALL MOUNT CONTINUOUS BENCH 521 AND 523

#### W521 AND W523

- Seat height 5.5" off wall
- Wall mounted benches have all the same versatility and limitless combinations seen on continuous benches.



521 and W521



523 and W523



521VS and W521VS



Seamless transitions between backed and backless benches



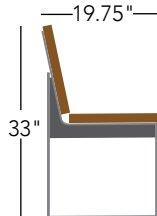


Four connected Bench R520/lumber

### CURVED CONTINUOUS BENCH R520

**R520**

- Built to your specification, 48" minimum inside radius
- Unlimited length
- 2"x3" Vertical lumber layout
- Vertical steel strap layout

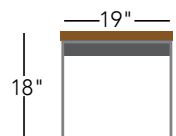


Three connected Bench R521/lumber

### CURVED CONTINUOUS BENCH R521

**R521**

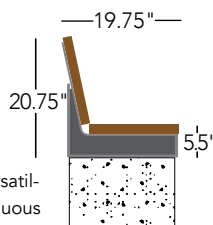
- Built to your specification, 48" minimum inside radius
- Unlimited length
- 2"x3" Vertical lumber layout
- Vertical steel strap layout



### WALL MOUNT CURVED CONTINUOUS BENCH WR520

**WR520**

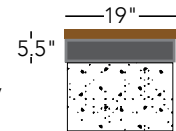
- Seat height 5.5" off wall
- Wall mounted benches have all the same versatility and limitless combinations seen on continuous benches.



### WALL MOUNT CURVED CONTINUOUS BENCH WR521

**WR521**

- Seat height 5.5" off wall
- Wall mounted benches have all the same versatility and limitless combinations seen on continuous benches.



R520VS and WR520VS



R520 and WR520



R521VS and WR521VS



R521 and WR521



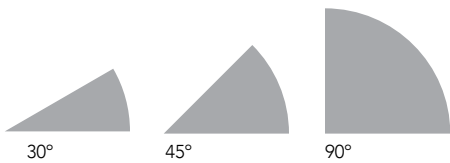
Seamless transitions between backed and backless curved benches



Three **522-60** benches connected with two **90° 528 Angle Connectors** shown in Argento finish/Thermally Modified Red Oak

## 528 ANGLE CONNECTOR

- Unlimited lengths (3 connected shown)
- 90°, 45°, and 30° angle connectors
- Horizontal or vertical wood and vertical steel surfaces
- Backed or backless



**523-60** benches connected with **45° 528 Angle Connector**

### ADD ON

Armrests or seat-mounted tables can be added to most 520 series seating surfaces.



Backed armrest,  
rounded corner



Backed armrest,  
square corner



Backless armrest,  
rounded corner



Backless armrest,  
square corner



14" seat-mounted  
table





524-76B3 shown in Argento finish/Thermally Modified Red Oak



524-38



524-76



524-76B1



U524-76

## SEAT ISLAND 524

Ipe slats

**524-38I** 38" x 38" 306 LBS.

**524-76I** 38" x 77", 435 LBS.

**524-76B1I** 38" x 77" OFF-CENTER BACKREST, 654 LBS.

**524-76B3I** 38" x 77" CENTER BACKREST, 654 LBS.

**U524-76I** 38" x 77", U SHAPE, 402 LBS.

Thermally Modified Red Oak slats

**524-38TMR** 38" x 38", 294 LBS.

**524-76TMR** 38" x 77", 406 LBS.

**524-76B1TMR** 38" x 77", OFF-CENTER BACKREST, 618 LBS.

**524-76B3TMR** 38" x 77", CENTER BACKREST, 618 LBS.

**U524-76TMR** 38" x 77", U SHAPE, 189 LBS.

Recycled Plastic slats

**524-38PL** 38" x 38", 282 LBS.

**524-76PL** 38" x 77", 385 LBS.

**524-76B1PL** 38" x 77", OFF-CENTER BACKREST, 566 LBS.

**524-76B3PL** 38" x 77", CENTER BACKREST, 566 LBS.

**U524-76PL** 38" x 77", U SHAPE, 368 LBS.

Wood Grain Recycled Plastic slats

**524-38TX** 38" x 38", 282 LBS.

**524-76TX** 38" x 77", 385 LBS.

**524-76B1TX** 38" x 77", OFF-CENTER BACKREST, 566 LBS.

**524-76B3TX** 38" x 77", CENTER BACKREST, 566 LBS.

**U524-76TX** 38" x 77", U SHAPE, 368 LBS.

Steel straps

**524-38VS** 38" x 38", 313 LBS.

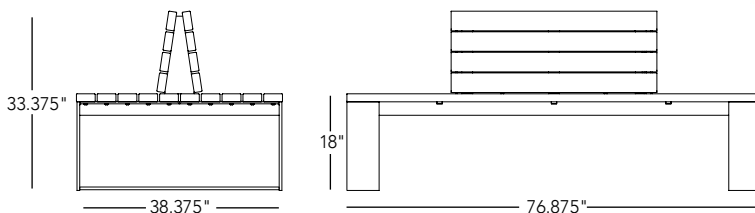
**524-76VS** 38" x 77", 450 LBS.

**524-76B1VS** 38" x 77", OFF-CENTER BACKREST, 670 LBS.

**524-76B3VS** 38" x 77", CENTER BACKREST, 670 LBS.



Steel strap seating surface





525-60 Shown in Argento finish/Thermally Modified Red Oak


## TABLE 525/526

Horizontal Layout

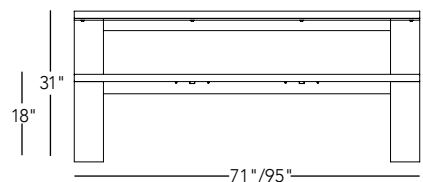
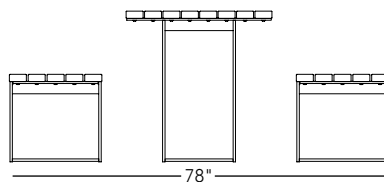
- 525-60I** 6' TABLE, IPE, 812 LBS.
- 525-663I** 6' ADA ACCESSIBLE, IPE, 748 LBS.
- 525-60TMR** 6' TABLE, THERMALLY MODIFIED OAK, 712 LBS.
- 525-663TMR** 6' ADA ACCESSIBLE, THERMALLY MODIFIED OAK, 663 LBS.
- 525-60PL** 6' TABLE, RECYCLED PLASTIC, 731 LBS.
- 525-663PL** 6' ADA ACCESSIBLE, RECYCLED PLASTIC, 678 LBS.
- 525-60TX** 6' TABLE, WG RECYCLED PLASTIC, 731 LBS.
- 525-663TX** 6' ADA ACCESSIBLE, WG RECYCLED PLASTIC, 678 LBS.

Vertical Layout

- 526-60I** 6' TABLE, IPE, 862 LBS.
- 526-663I** 6' ADA ACCESSIBLE, IPE, 786 LBS.
- 526-60TMR** 6' TABLE, THERMALLY MODIFIED OAK, 777 LBS.
- 526-663TMR** 6' ADA ACCESSIBLE, THERM MODIFIED OAK, 706 LBS.
- 526-60PL** 6' TABLE, RECYCLED PLASTIC, 762 LBS.
- 526-663PL** 6' ADA ACCESSIBLE, RECYCLED PLASTIC, 702 LBS.
- 526-60TX** 6' TABLE, WG RECYCLED PLASTIC, 762 LBS.
- 526-663TX** 6' ADA ACCESSIBLE, WG RECYCLED PLASTIC, 702 LBS.
- 526-60VS** 6' TABLE, STEEL, 903 LBS.
- 526-663VS** 6' ADA ACCESSIBLE, STEEL, 833 LBS.



ADA Accessible (model numbers w/-663)





## TRADITIONAL CONTOUR STRAP CURVED BENCHES



**RI58-120-6** 6' LONG, 58 BENCH SUPPORTS, 120" INSIDE RADIUS, 281 LBS.



**R92-120-6** 6' LONG, 92 BENCH SUPPORTS, 120" RADIUS, 214 LBS.



**RI119-120-6** 6' LONG, 119 BENCH SUPPORTS, 120" INSIDE RADIUS, 280 LBS.



**R120-120-6** 6' LONG, 120 BENCH SUPPORTS, 120" RADIUS, 236 LBS.



**RI93-120-6** 6' LONG, 93 BENCH SUPPORTS, 120" INSIDE RADIUS, 278 LBS.



**R95-120-6** 6' LONG, 95 BENCH SUPPORTS, 120" RADIUS, 211 LBS.



**RI446-120-6** 6' LONG, 446 BENCH SUPPORTS, 120" INSIDE RADIUS, 231 LBS.



**R283-120-6** 6' LONG, 283 BENCH SUPPORTS, 120" RADIUS, 168 LBS.



**RI93P-120-6** 6' LONG, POST SUPPORTS, 120" INSIDE RADIUS, 250 LBS.



**R95P-120-6** 6' LONG, POST SUPPORTS, 120" RADIUS, 174 LBS.



**RI140-120-6** 6' LONG, 140 BENCH SUPPORTS, 120" INSIDE RADIUS, 263 LBS.



**R144-120-6** 6' LONG, 144 BENCH SUPPORTS, 120" RADIUS, 203 LBS.

Support Options: Embedment (S-1) and Surface Mount (S-2)







# POST MOUNT BENCHES

Wood and recycled plastic post mount park style benches

NEW PRODUCT







535-60 Shown in RAL selection/Thermally Modified Red Oak

BENCH 535

535-60I 6' LONG, IPE SLATS, 221 LBS.

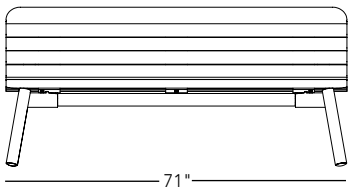
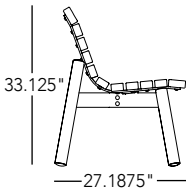
535-60PL 6' LONG, RECYCLED PLASTIC SLATS, 169 LBS.

535-60TMR 6' LONG, THERMALLY MODIFIED RED OAK SLATS, 221 LBS.

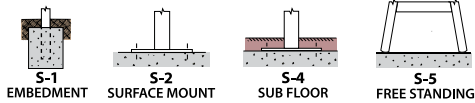
535-60TX 6' LONG, WOOD GRAIN RECYCLED PLASTIC SLATS, 169 LBS.

Optional end/center armrest available upon request

Mounting Options: Embedment (S-1), Surface Mount (S-2), Sub Floor (S-4), and Free Standing (S-5)



MOUNTING OPTIONS





Bench 88 Shown in Black finish/Walnut plastic

## BENCH 88

Douglas Fir slats

**88-60D** 6' LONG, 2 SUPPORTS, 181 LBS.

**88-80D** 8' LONG, 2 SUPPORTS, 213 LBS.

Recycled Plastic slats

**88-40PL** 4' LONG, 2 SUPPORTS, 170 LBS.

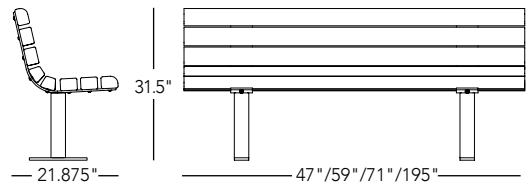
**88-50PL** 5' LONG, 2 SUPPORTS, 192 LBS.

**88-60PL** 6' LONG, 3 SUPPORTS, 257 LBS.

**88-80PL** 8' LONG, 3 SUPPORTS, 299 LBS

Optional end/center armrest available upon request

Mounting Options: Embedment (S-1), Surface Mount (S-2), Gull Wing (S-3), and Sub Floor (S-4)



Bench 103 Shown in Black finish/Walnut plastic

## BENCH 103

Recycled Plastic slats

**103-40PL** 4' LONG, 2 SUPPORTS, 116 LBS.

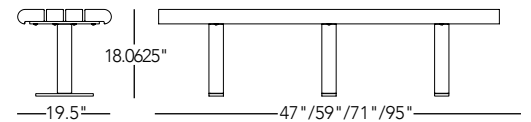
**103-50PL** 5' LONG, 2 SUPPORTS, 129 LBS.

**103-60PL** 6' LONG, 3 SUPPORTS, 175 LBS.

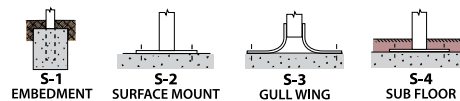
**103-80PL** 8' LONG, 3 SUPPORTS, 200 LBS.

Optional end/center armrest available upon request

Mounting Options: Embedment (S-1), Surface Mount (S-2), Gull Wing (S-3), and Sub Floor (S-4)



### MOUNTING OPTIONS





**BENCH 11/56**

Douglas Fir slats

**56-60D** 6' LONG, 2 SUPPORTS, 174 LBS.

**56-80D** 8' LONG, 2 SUPPORTS, 210 LBS.

Recycled Plastic slats

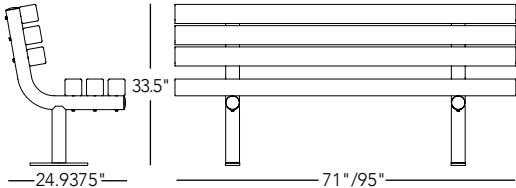
**11-60PL** 6' LONG, 3 SUPPORTS, 223 LBS.

**11-80PL** 8' LONG, 3 SUPPORTS, 265 LBS.

Optional end/center armrest available upon request

Mounting Options: Embedment (S-1), Surface Mount (S-2), and Sub Floor (S-4)

- 4" x 4" nominal slats
- 2.5" schedule 40 welded pipe supports



Bench 11 Shown in Bronze finish/Grey plastic

**BENCH 105**

Douglas Fir slats

**105-60D** 6' LONG, 2 SUPPORTS, 118 LBS.

**105-80D** 8' LONG, 2 SUPPORTS, 142 LBS.

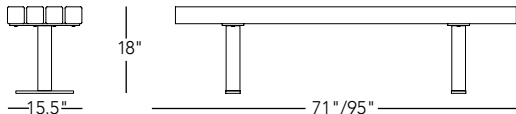
Recycled Plastic slats

**105-60PL** 6' LONG, 3 SUPPORTS, 153 LBS.

**105-80PL** 8' LONG, 3 SUPPORTS, 180 LBS.

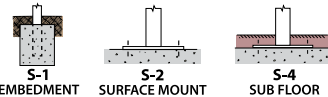
Optional end/center armrest available upon request

Mounting Options: Embedment (S-1), Surface Mount (S-2), and Sub Floor (S-4)



Bench 105 Shown in Bronze finish/Grey plastic

MOUNTING OPTIONS





Bench 138 Shown in Black finish/Cedar plastic

## BENCH 138

Douglas Fir slats

**138-60D** 6' LONG, 2 SUPPORTS, 95 LBS.

**138-80D** 8' LONG, 2 SUPPORTS, 114 LBS.

Ipe slats

**138-60I** 6' LONG, 2 SUPPORTS, 129 LBS.

**138-80I** 8' LONG, 2 SUPPORTS, 161 LBS.

Thermally Modified Red Oak slats

**138-60TMR** 6' LONG, 2 SUPPORTS, 95 LBS.

**138-80TMR** 8' LONG, 2 SUPPORTS, 114 LBS.

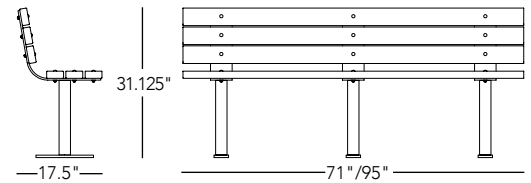
Recycled Plastic slats

**138-60PL** 6' LONG, 3 SUPPORTS, 126 LBS.

**138-80PL** 8' LONG, 3 SUPPORTS, 144 LBS.

Optional end/center armrest available upon request

Mounting Options: Embedment (S-1), Surface Mount (S-2), and Sub Floor (S-4)



Bench 139 Shown in Bronze finish/Grey plastic

## BENCH 139

Douglas Fir slats

**139-60D** 6' LONG, 2 SUPPORTS, 67 LBS.

**139-80D** 8' LONG, 2 SUPPORTS, 79 LBS.

Ipe slats

**139-60I** 6' LONG, 2 SUPPORTS, 90 LBS.

**139-80I** 8' LONG, 2 SUPPORTS, 110 LBS.

Thermally Modified Red Oak slats

**139-60TMR** 6' LONG, 2 SUPPORTS, 67 LBS.

**139-80TMR** 8' LONG, 2 SUPPORTS, 79 LBS.

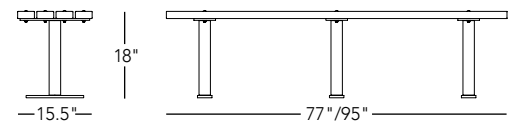
Recycled Plastic slats

**139-60PL** 6' LONG, 3 SUPPORTS, 89 LBS.

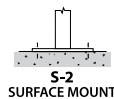
**139-80PL** 8' LONG, 3 SUPPORTS, 101 LBS.

Optional end/center armrest available upon request

Mounting Options: Embedment (S-1), Surface Mount (S-2), and Sub Floor (S-4)



### MOUNTING OPTIONS





**BENCH 35/131**

Douglas Fir slats

**35-60D** 6' LONG, 2 SUPPORTS, 234 LBS.

**35-80D** 8' LONG, 2 SUPPORTS, 267 LBS.

Recycled Plastic slats

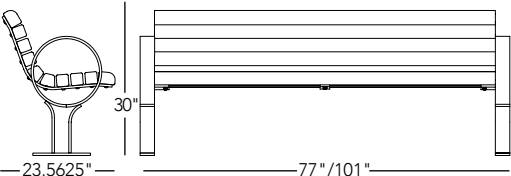
**131-60PL** 6' LONG, 3 SUPPORTS, 309 LBS.

**131-80PL** 8' LONG, 3 SUPPORTS, 352 LBS.

Optional end/center armrest available upon request

Mounting Options: Embedment (S-1), Surface Mount (S-2), Gull Wing (S-3), and Sub Floor (S-4)

- 3" x 1/2" welded steel end frames



Bench 131-60PL Shown in Hunter Green finish/Cedar plastic

**BENCH 34**

Douglas Fir slats

**34-60D** 6' LONG, 2 SUPPORTS, 138 LBS.

**34-80D** 8' LONG, 2 SUPPORTS, 158 LBS.

Ipe slats

**34-60I** 6' LONG, 2 SUPPORTS, 183 LBS.

**34-80I** 8' LONG, 2 SUPPORTS, 219 LBS.

Thermally Modified Red Oak slats

**34-60TMR** 6' LONG, 2 SUPPORTS, 138 LBS.

**34-80TMR** 8' LONG, 2 SUPPORTS, 158 LBS.

Recycled Plastic slats

**34-60PL** 6' LONG, 3 SUPPORTS, 159 LBS.

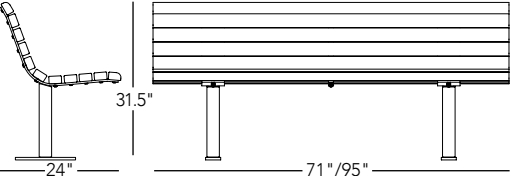
Wood Grain Recycled Plastic slats

**34-60TX** 6' LONG, 3 SUPPORTS, 159 LBS.

Optional end/center armrest available upon request

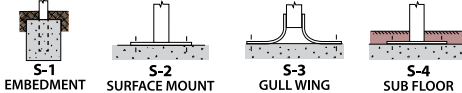
Mounting Options: Embedment (S-1), Surface Mount (S-2), Gull Wing (S-3), and Sub Floor (S-4)

- 2" x 3" nominal slats



Bench 34 Shown in Black finish/Ipe

MOUNTING OPTIONS





## BENCH 51

Douglas Fir slats

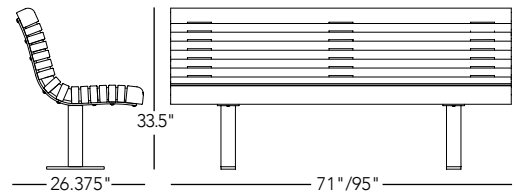
**51-60D** 6' LONG, 2 SUPPORTS, 245 LBS.

**51-80D** 8' LONG, 2 SUPPORTS, 293 LBS.

Optional end/center armrest available upon request

Mounting Options: Embedment (S-1), Surface Mount (S-2), Gull Wing (S-3), and Sub Floor (S-4)

- 2" x 4" and 4" x 4" nominal slats
- Factory assembled seat



## BENCH 39

Douglas Fir slats

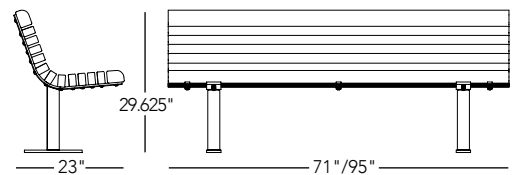
**39-60D** 6' LONG, 2 SUPPORTS, 170 LBS.

**39-80D** 8' LONG, 2 SUPPORTS, 199 LBS.

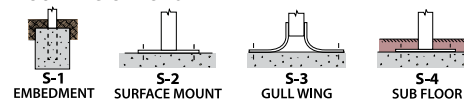
Optional end/center armrest available upon request

Mounting Options: Embedment (S-1), Surface Mount (S-2), Gull Wing (S-3), and Sub Floor (S-4)

- 2" x 3" and 3" x 4" nominal slats



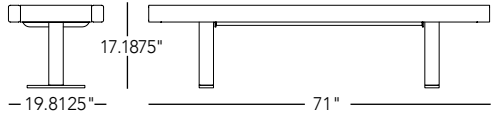
### MOUNTING OPTIONS





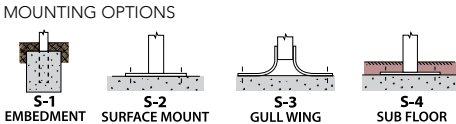
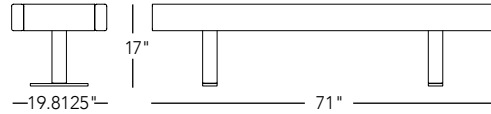
**BENCH 163**

Recycled Plastic slats  
**163-60PL** 6' LONG, 2 SUPPORTS, 158 LBS.  
**163-80PL** 8' LONG, 3 SUPPORTS, 220 LBS.  
 Mounting Options: Embedment (S-1), Surface Mount (S-2), Gull Wing (S-3), and Sub Floor (S-4)  
 • Factory assembled



**BENCH 37**

Douglas Fir slats  
**37-60D** 6' LONG, 2 SUPPORTS, 165 LBS.  
**37-80D** 8' LONG, 2 SUPPORTS, 193 LBS.  
 Mounting Options: Embedment (S-1), Surface Mount (S-2), Gull Wing (S-3), and Sub Floor (S-4)  
 • Factory assembled





**TRASH**

**BOTTLES & CANS**


**STOP**



# LITTER & RECYCLING RECEPTACLES

## RECEPTACLE COVER OPTIONS

### Standard Cover



FTO-STANDARD COVER

### Add-On Cover Options



RC-RECYCLE\*



BT-BONNET



DM-DOME TOP

## SPLIT STREAM RECYCLING

### 40-RC Split Liners and Recycle Cover

The "40-RC" denotation on the end of certain product numbers indicates the receptacle has two 20 gal. semicircular liners and a split material cover (as shown right).

- The following receptacles can be purchased new with this option: 41, 70, 84, 87, 89, 102, 107, 148, 157, 158, 170, 200/300, and 432.
- A split stream recycling retrofit kit can also be purchased for most existing DuMor units.



*\*Vinyl lettering shown on recycling covers above is not available on any textured powder coat finishes.*



Shown in Textured Charcoal



Shown in Argento with shield

## RECEPTACLE 84

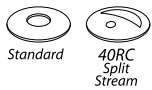
**84-22** 22-GALLON, 139 LBS.

**84-32** 32-GALLON, 186 LBS.

**84-40-RC** 40-GALLON SPLIT STREAM RECYCLE, 195 LBS.

Emptying Method: Cable attached lift off lid emptying, HDPE liner

Listed Options



Standard



40RC Split Stream



RC



BT



DM

Additional Cover Options

## RECEPTACLE 158

**158-22** 22-GALLON, 186 LBS.

**158-22SH** 22-GALLON W/OPTIONAL STEEL SHIELD, 206 LBS.

**158-32** 32-GALLON, 238 LBS.

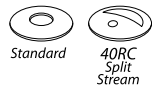
**158-32SH** 32-GALLON W/OPTIONAL STEEL SHIELD, 266 LBS.

**158-40-RC** 40-GALLON SPLIT STREAM RECYCLE, 249 LBS.

**158-40SHRC** 40-GALLON SPLIT STREAM RECYCLE W/OPTIONAL STEEL SHIELD, 277 LBS.

Emptying Method: Cable attached lift off lid emptying, HDPE liner

Listed Options



Standard



40RC Split Stream



RC



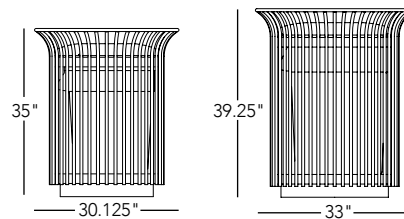
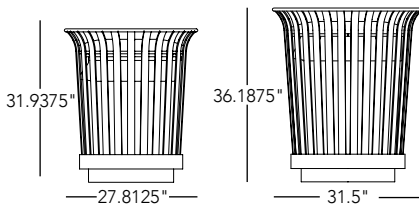
BT



DM

Additional Cover Options

- Optional shield conceals liner (shown)







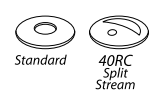
Shown in Black

### RECEPTACLE 157

- 157-22** 22-GALLON, 204 LBS.
- 157-22SH** 22-GALLON W/OPTIONAL STEEL SHIELD, 223 LBS.
- 157-32** 32-GALLON, 249 LBS.
- 157-32SH** 32-GALLON W/OPTIONAL STEEL SHIELD, 277 LBS.
- 157-40-RC** 40-GALLON SPLIT STREAM RECYCLE, 259 LBS.
- 157-40SHRC** 40-GALLON SPLIT STREAM RECYCLE W/OPTIONAL STEEL SHIELD, 287 LBS.

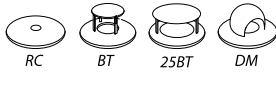
Emptying Method: Side door emptying, HDPE liner

Listed Options



• Optional shield conceals liner

Additional Cover Options



Shown in-Textured Black

### RECEPTACLE 438

- 438-32** 32-GALLON, 240 LBS.
- 438-32SH** 32-GALLON W/OPTIONAL STEEL SHIELD, 270 LBS.

Emptying Method: Side door emptying, HDPE liner

Listed Options



Standard



RC



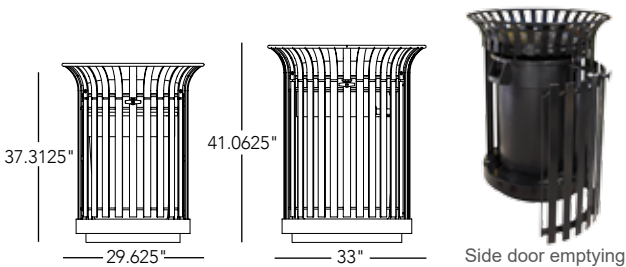
BT



DM

Additional Cover Options

• Optional shield conceals liner





Shown in Black



Shown in Black

## RECEPTACLE 107

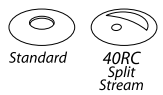
**107-22** 22-GALLON, 179 LBS.

**107-32** 32-GALLON, 257 LBS.

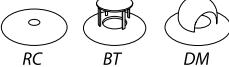
**107-40-RC** 40-GALLON SPLIT STREAM RECYCLE, 268 LBS.

Emptying Method: Cable attached lift off lid emptying, HDPE liner

Listed Options



Additional Cover Options



## RECEPTACLE 87

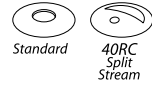
**87-22** 22-GALLON, 149 LBS.

**87-32** 32-GALLON, 192 LBS.

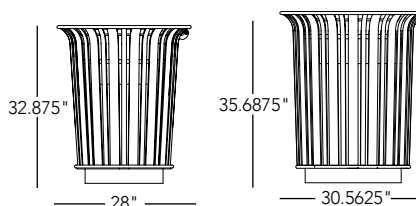
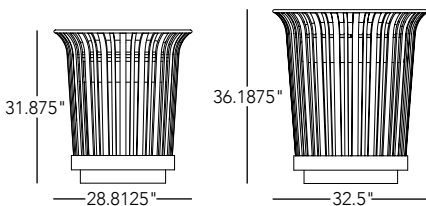
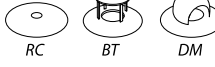
**87-40-RC** 40-GALLON SPLIT STREAM RECYCLE, 193 LBS.

Emptying Method: Hinged cover, HDPE liner

Listed Options



Additional Cover Options



Hinged cover





Shown in Sudan, Heritage Brown, and Carlsbad



Shown in Argento

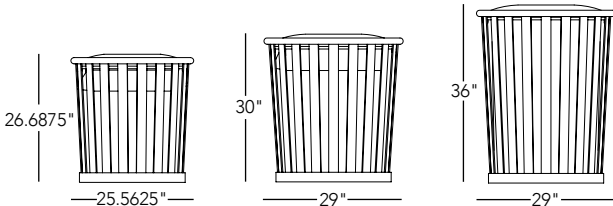
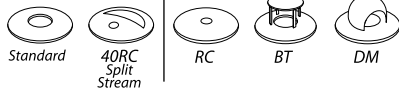
### RECEPTACLE 432

- 432-22** 22-GALLON, 103 LBS.
- 432-32** 32-GALLON, 142 LBS.
- 432-40-RC** 40-GALLON SPLIT STREAM RECYCLE, 150 LBS.
- 432-55** 55-GALLON, 148 LBS.

Emptying Method: Cable attached lift off lid emptying, HDPE liner

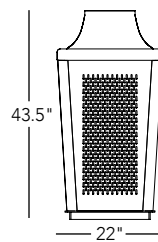
Listed Options

Additional Cover Options



### RECEPTACLE 182

- 182-32** 32-GALLON, 84 LBS.
- Emptying Method: Cable attached lift off lid emptying, HDPE liner





286-32SH-FTO in Argento with shield



287-32SH-SO in Argento with shield

## RECEPTACLE 286

Single liner, trash or recycling receptacle

**286-32** 32-GALLON, 224 LBS.

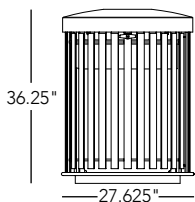
**286-32SH** 32-GALLON W/OPTIONAL STEEL SHIELD, 252 LBS.

Emptying Method: Side door emptying, HDPE liner

- Optional shield conceals liner (shown)
- Recycle color coding and labeling available
- Labeling not available on any textured powder coat finishes
- Labeling located on band beneath cover

Cover Hole Shape Options

FTO	RC1	RC2
10" diameter	4" dia.	4" x 12"
	Labeling on Band: BOTTLES & CANS	Labeling on Band: MIXED RECYCLING



## RECEPTACLE 287

Single liner, trash or recycling receptacle

**287-32** 32-GALLON, 240 LBS.

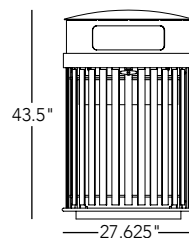
**287-32SH** 32-GALLON W/OPTIONAL STEEL SHIELD, 268 LBS.

Emptying Method: Side door emptying, HDPE liner

- Optional shield conceals liner (shown)
- Recycle color coding and labeling available
- Labeling not available on any textured powder coat finishes
- Labeling located on band beneath cover

Cover Hole Shape Options

SO	RC1	RC2
5" x 16"	4" dia.	4" x 12"
	Labeling on Band: BOTTLES & CANS	Labeling on Band: MIXED RECYCLING







436-40SH in Charcoal w/Recycle Color Cover with shield



437-40SH in Charcoal w/Recycle Color Cover with shield

### RECEPTACLE 436

Two half-moon liners, trash and/or recycling receptacle

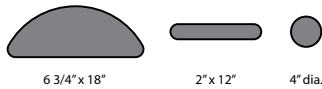
**436-40** TWO 20-GAL. LINERS, 239 LBS.

**436-40SH** TWO 20-GAL. LINERS W/OPTIONAL STEEL SHIELD, 267 LBS.

Emptying Method: Side door emptying, HDPE liners

- Optional shield conceals liner (shown)
- Customize color and hole shape combinations
- Labeling not available on any textured powder coat finishes

#### Cover Hole Shape Options



### RECEPTACLE 437

Two half-moon liners, trash and/or recycling receptacle


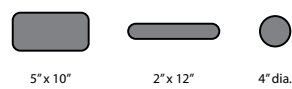
**437-40** TWO 20-GAL. LINERS, 273 LBS.

**437-40SH** TWO 20-GAL. LINERS W/OPTIONAL STEEL SHIELD, 301 LBS.

Emptying Method: Side door emptying, HDPE liners

- Optional shield conceals liner (shown)
- Customize color and hole shape combinations
- Labeling not available on any textured powder coat finishes

#### Cover Hole Shape Options



Side door emptying



Side door emptying



434-72SH in Charcoal w/Recycle Color Cover with shield



435-72SH in Charcoal w/Recycle Color Cover with shield

## RECEPTACLE 434

Two, three, or four liners, trash and/or recycling receptacle

**434-64** TWO OPENINGS, TWO 32-GAL. LINERS, 455 LBS.

**434-64SH** TWO OPENINGS, TWO 32-GAL. LINERS W/OPTIONAL STEEL SHIELD, 498 LBS.

**434-72** THREE OPENINGS, ONE 32-GAL. & TWO 20-GAL. LINERS, 460 LBS.

**434-72SH** THREE OPENINGS, ONE 32-GAL. & TWO 20-GAL. LINERS W/OPTIONAL STEEL SHIELD, 503 LBS.

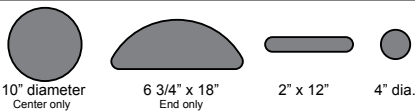
**434-80** FOUR OPENINGS, FOUR 20-GAL. LINERS, 464 LBS.

**434-80SH** FOUR OPENINGS, FOUR 20-GAL. LINERS W/SHIELD, 507 LBS.

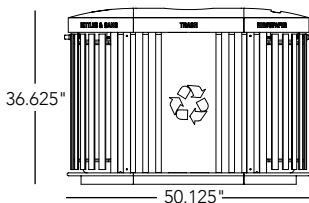
Emptying Method: Side door emptying, HDPE Liners

- 2 doors for emptying
- Optional shield conceals liner
- Labeling not available on any textured powder coat finishes

### Cover Hole Shape Options



### Cover Separation Options



## RECEPTACLE 435

Two, three, or four liners, trash and/or recycling receptacle

**435-64** TWO OPENINGS, TWO 32-GAL. LINERS, 520 LBS.

**435-64SH** TWO OPENINGS, TWO 32-GAL. LINERS W/OPTIONAL STEEL SHIELD, 563 LBS.

**435-72** THREE OPENINGS, ONE 32-GAL. & TWO 20-GAL. LINERS, 525 LBS.

**435-72SH** THREE OPENINGS, ONE 32-GAL. & TWO 20-GAL. LINERS W/OPTIONAL STEEL SHIELD, 568 LBS.

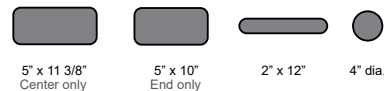
**435-80** FOUR OPENINGS, FOUR 20-GAL. LINERS, 529 LBS.

**435-80SH** FOUR OPENINGS, FOUR 20-GAL. LINERS W/OPTIONAL STEEL SHIELD, 573 LBS.

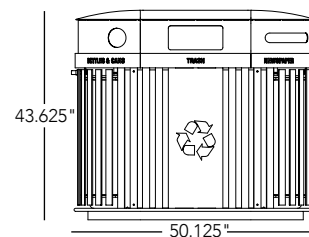
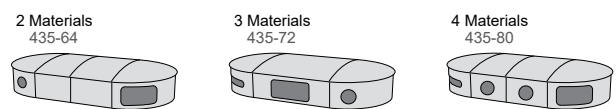
Emptying Method: Side door emptying, HDPE Liners

- 2 doors for emptying
- Optional shield conceals liner
- Labeling not available on any textured powder coat finishes

### Cover Hole Shape Options



### Cover Separation Options







Shown in Black

### RECEPTACLE 170

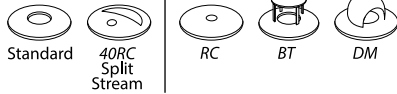
**170-32** 32-GALLON, 126 LBS.

**170-40-RC** 40-GALLON SPLIT STREAM RECYCLE, 140 LBS.

Emptying Method: Hinged cover, HDPE liner

Listed Options

Additional Cover Options



Standard

40RC Split Stream

RC

BT

DM



Shown in Black finish/Grey plastic

### RECEPTACLE 41

Douglas Fir slats

**41-22D** 22-GALLON, 88 LBS.

**41-32D** 32-GALLON, 113 LBS.

**41-40D-RC** 40-GALLON, SPLIT STREAM RECYCLE, 122 LBS.

Ipe slats

**41-22I** 22-GALLON, 116 LBS.

**41-32I** 32-GALLON, 151 LBS.

**41-40I-RC** 40-GALLON SPLIT STREAM RECYCLE, 160 LBS.

Thermally Modified Red Oak slats

**41-22TMR** 22-GALLON, 88 LBS.

**41-32TMR** 32-GALLON, 113 LBS.

**41-40TMR-RC** 40-GALLON SPLIT STREAM RECYCLE, 122 LBS.

Recycled Plastic slats

**41-22PL** 22-GALLON, 94 LBS.

**41-32PL** 32-GALLON, 120 LBS.

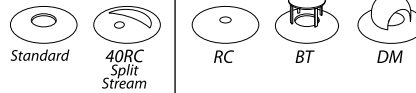
**41-40PL-RC** 40-GALLON SPLIT STREAM RECYCLE, 129 LBS.

Emptying Method: Cable attached lift off lid emptying, HDPE liner

Mounting Options: Embedment (S-1) and Surface Mount (S-2)

Listed Options

Additional Cover Options



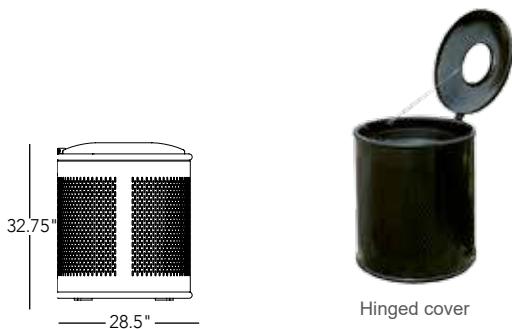
Standard

40RC Split Stream

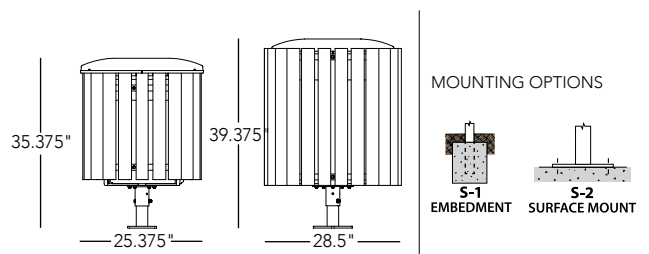
RC

BT

DM



Hinged cover



MOUNTING OPTIONS








S-1 EMBEDMENT

S-2 SURFACE MOUNT



## RECEPTACLE 70

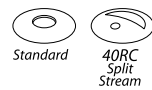
### Top Deposit

-  **70-22D** 22-GAL., DOUGLAS FIR, 109 LBS.
-  **70-22I** 22-GAL., IPE, 154 LBS.
-  **70-22TMR** 22-GAL., THERM MODIFIED OAK, 117 LBS.
-  **70-22PL** 22-GAL., RECYCLED PLASTIC, 119 LBS.
-  **70-22TX** 22-GAL., WG RECYCLED PLASTIC, 119 LBS.
-  **70-32TD** 32-GAL., DOUGLAS FIR, 118 LBS.
-  **70-32TI** 32-GAL., IPE, 154 LBS.
-  **70-32TMR** 32-GAL., THERM MODIFIED OAK, 130 LBS.
-  **70-32TPL** 32-GAL., RECYCLED PLASTIC, 128 LBS.
-  **70-32TTX** 32-GAL., WG RECYCLED PLASTIC, 128 LBS.
-  **70-40D** 40-GAL. SPLIT STREAM RECYCLE, DOUGLAS FIR, 153 LBS.
-  **70-40I** 40-GAL. SPLIT STREAM RECYCLE, IPE, 214 LBS.
-  **70-40TMR** 40-GAL. SPLIT STREAM RECYCLE, THERM MODIFIED OAK, 154 LBS.
-  **70-40PL** 40-GAL. SPLIT STREAM RECYCLE, RECYCLED PLASTIC, 169 LBS.
-  **70-40TX** 40-GAL. SPLIT STREAM RECYCLE, WG RECYCLED PLASTIC, 165 LBS.

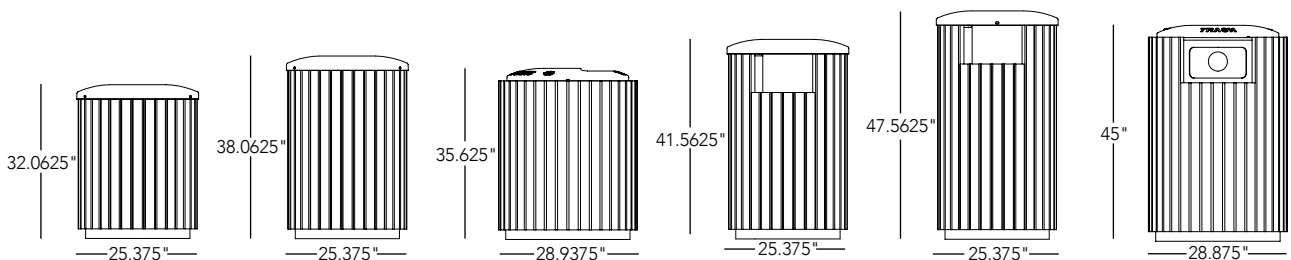
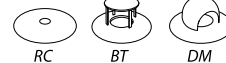
### Side Deposit

-  **70-22D-SO** 22-GAL., DOUGLAS FIR, 120 LBS.
-  **70-22I-SO** 22-GAL., IPE, 176 LBS.
-  **70-22TMR-SO** 22-GAL., THERM MODIFIED OAK, 147 LBS.
-  **70-22PL-SO** 22-GAL., RECYCLED PLASTIC, 133 LBS.
-  **70-22TX-SO** 22-GAL., WG RECYCLED PLASTIC, 133 LBS.
-  **70-32TD-SO** 32-GAL., DOUGLAS FIR, 135 LBS.
-  **70-32TI-SO** 32-GAL., IPE, 201 LBS.
-  **70-32TMR-SO** 32-GAL., THERM MODIFIED OAK, 147 LBS.
-  **70-32TPL-SO** 32-GAL., RECYCLED PLASTIC, 147 LBS.
-  **70-32TTX-SO** 32-GAL., WG RECYCLED PLASTIC, 147 LBS.
-  **70-40D-SO** 40-GAL. SPLIT STREAM RECYCLE, DOUGLAS FIR, 185 LBS.
-  **70-40I-SO** 40-GAL. SPLIT STREAM RECYCLE, IPE, 257 LBS.
-  **70-40TMR-SO** 40-GAL. SPLIT STREAM RECYCLE, THERM MODIFIED OAK, 197 LBS.
-  **70-40PL-SO** 40-GAL. SPLIT STREAM RECYCLE, RECYCLED PLASTIC, 200 LBS.
-  **70-40TX-SO** 40-GAL. SPLIT STREAM RECYCLE, WG RECYCLED PLASTIC, 200 LBS.

### Listed Options



### Additional Cover Options





**PERSONALIZED RECEPTACLE 200/300**

The 200 and 300 Series Receptacles allow custom laser cut designs to be emblazoned onto the side of the receptacle.

**200 SERIES** 32-GALLON PERSONALIZED RECEPTACLE WITH STEEL SHIELD, TOP EMPTYING

**300 SERIES** 32-GALLON PERSONALIZED RECEPTACLE WITH STEEL SHIELD, SIDE DOOR EMPTYING

Standard Cover



Standard

Additional Cover Options



RC

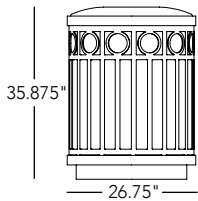


BT



DM

Note: Available with 40 RC split liners and recycle cover. Contact your local DuMor Representative for details.



300 Series side opening door

EXAMPLES



RECEPTACLES FOUND IN THE COLLECTIONS SECTION



p. 17



p. 21



p. 25



p. 27



p. 31



p. 43



p. 45



p. 47



p. 53



p.55



p. 57



p. 61







# CHAIRS AND TABLES

NEW PRODUCT







**533-22** Shown in RAL selection/Thermally Modified Red Oak



**533-21** Shown in RAL selection/Thermally Modified Red Oak

## ADIRONDACK CHAIR 533

Wood Armrest

**533-22I** IPE SEAT AND ARMREST PAD, 73 LBS.

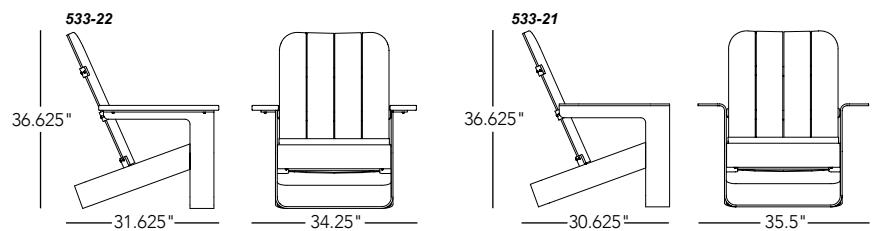
**533-22TMR** THERMALLY MODIFIED RED OAK SEAT AND ARMREST PAD, 73 LBS.

Aluminum Armrest

**533-21I** IPE SEAT AND ALUMINUM ARMREST, 72 LBS.

**533-21TMR** THERMALLY MODIFIED RED OAK SEAT AND ALUMINUM ARMREST, 72 LBS.

- Welded aluminum frame









### CHAIR 510

Without Armrests

**510-20INA** CHAIR, IPE SEAT, W/O ARMS, 21 LBS.

**510-20TMRNA** CHAIR, THERMALLY MODIFIED RED OAK SEAT, W/O ARMS, 20 LBS.

**510-20TXNA** CHAIR, WOOD GRAIN RECYCLED PLASTIC SEAT, W/O ARMS, 17 LBS.

With Armrests

**510-20I** CHAIR, IPE SEAT, W/ARMS, 23 LBS.

**510-20TMR** CHAIR, THERMALLY MODIFIED RED OAK SEAT, W/ARMS, 22 LBS.

**510-20TX** CHAIR, WOOD GRAIN RECYCLED PLASTIC SEAT, W/ARMS, 20 LBS.

- Welded aluminum
- Stackable



### BENCH 513

**513-40I** 4' BENCH, IPE SEAT, 40 LBS.

**513-40TMR** 4' BENCH, THERMALLY MODIFIED RED OAK, 38 LBS.

**513-40TX** 4' BENCH, WOOD GRAIN RECYCLED PLASTIC SEAT, 34 LBS.

- Welded aluminum

### TABLE 514

Square Table

**514-30I** 30" TABLE, IPE, 79 LBS.

**514-30TMR** 30" TABLE, THERMALLY MODIFIED RED OAK, 77 LBS.

**514-30TX** 30" TABLE, WOOD GRAIN RECYCLED PLASTIC, 72 LBS.

**514-30HS** 30" TABLE, LASER CUT METAL, 119 LBS.

**514-30S** 30" TABLE, SOLID METAL, 119 LBS.

Rectangular Table

**514-50I** 5' TABLE, IPE, 130 LBS.

**514-50TMR** 5' TABLE, THERMALLY MODIFIED RED OAK, 125 LBS.

**514-50TX** 5' TABLE, WOOD GRAIN RECYCLED PLASTIC, 115 LBS.

**514-50HS** 5' TABLE, LASER CUT METAL, 254 LBS.

**514-50S** 5' TABLE, SOLID METAL, 262 LBS.

- Steel table frame



Wood or Recycled Plastic lumber



Solid Metal



Laser Cut



Wood or Recycled Plastic lumber



Solid Metal

### TABLE 485



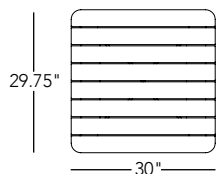
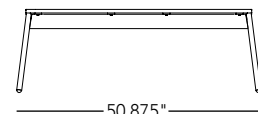
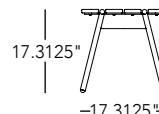
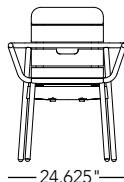
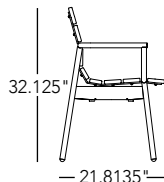
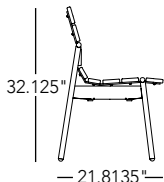
**485-30I** 30" TABLE, IPE, 81 LBS.

**485-30TMR** 30" TABLE, THERMALLY MODIFIED RED OAK, 81 LBS.

**485-30TX** 30" TABLE, WOOD GRAIN RECYCLED PLASTIC, 75 LBS.

**485-30** 30" TABLE, SOLID METAL, 93 LBS.

- Steel table base



Ø30" Table Top



512-40I, 512-20INA, 512-20I in RAL selection and 516-40I shown in Textured Charcoal/Ipe

## CHAIR 512

Without Armrests

**512-20INA** LOUNGE CHAIR, IPE SEAT, W/O ARMS, 23 LBS.

**512-20TMRNA** LOUNGE CHAIR, THERMALLY MODIFIED RED OAK SEAT, W/O ARMS, 22 LBS.

**512-20TXNA** LOUNGE CHAIR, WOOD GRAIN RECYCLED PLASTIC SEAT, W/O ARMS, 19 LBS.

**512-40INA** 4' LOUNGE BENCH, IPE SEAT, W/O ARMS, 53 LBS.

**512-40TMRNA** 4' LOUNGE BENCH, THERMALLY MODIFIED RED OAK SEAT, W/O ARMS, 51 LBS.

**512-40TXNA** 4' LOUNGE BENCH, WOOD GRAIN RECYCLED PLASTIC SEAT, W/O ARMS, 42 LBS.

With Armrests

**512-20I** LOUNGE CHAIR, IPE SEAT, W/ARMS, 26 LBS.

**512-20TMR** LOUNGE CHAIR, THERMALLY MODIFIED RED OAK SEAT, W/ARMS, 25 LBS.

**512-20TX** LOUNGE CHAIR, WOOD GRAIN RECYCLED PLASTIC SEAT, W/ARMS, 22 LBS.

**512-40I** 4' LOUNGE BENCH, IPE SEAT, W/ARMS, 55 LBS.

**512-40TMR** 4' LOUNGE BENCH, THERMALLY MODIFIED RED OAK SEAT, W/ARMS, 53 LBS.

**512-40TX** 4' LOUNGE BENCH, WOOD GRAIN RECYCLED PLASTIC SEAT, W/ARMS, 44 LBS.

• Welded aluminum



## TABLE 516

**516-40I** 4' COFFEE TABLE, IPE, 76 LBS.

**516-40TMR** 4' COFFEE TABLE, TM RED OAK SEAT, 73 LBS.

**516-40TX** 4' COFFEE TABLE, WG RECYCLED PLASTIC, 69 LBS.

**516-40HS** 4' COFFEE TABLE, LASER CUT METAL, 150 LBS.

**516-40S** 4' COFFEE TABLE, SOLID METAL, 154 LBS.



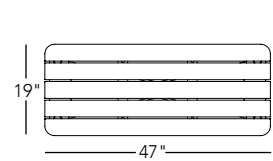
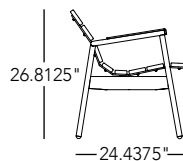
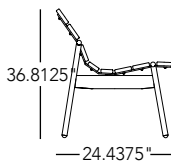
Wood or Recycled Plastic lumber



Solid Metal



Laser Cut







511-20I and 515-50I Shown in Black/Ipe



### STOOL 511

**511-20I** BAR HEIGHT STOOL, IPE SEAT, 19 LBS.

**511-20TMR** BAR HEIGHT STOOL, THERMALLY MODIFIED RED OAK SEAT, 18 LBS.

**511-20TX** BAR HEIGHT STOOL, WOOD GRAIN RECYCLED PLASTIC SEAT, 17 LBS.

- Welded aluminum
- 29.5" seat height
- Stackable

### TABLE 515

**515-50I** 5' BAR HEIGHT TABLE, IPE, 152 LBS.

**515-50TMR** 5' BAR HEIGHT TABLE, THERMALLY MODIFIED RED OAK SEAT, 147 LBS.

**515-50TX** 5' BAR HEIGHT TABLE, WOOD GRAIN RECYCLED PLASTIC, 137 LBS.

**515-50HS** 5' BAR HEIGHT TABLE, LASER CUT METAL, 276 LBS.

**515-50S** 5' BAR HEIGHT TABLE, SOLID METAL, 284 LBS.

- 42" tall steel table




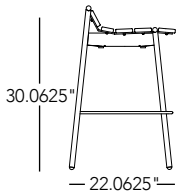
Wood or Recycled Plastic lumber



Solid Metal



Laser Cut





483-20INA and 484-30 Shown in White/Ipe



483-20HSNA Shown in Recycle Red



483-20HS Shown in Charcoal



484-30 Shown in White

## CHAIR 483

Without Armrests

**483-20INA** CHAIR, IPE SEAT, W/O ARMRESTS, 31 LBS.

**483-20TMRNA** CHAIR, THERMALLY MODIFIED RED OAK SEAT, W/O ARMRESTS, 56 LBS.

**483-20HSNA** CHAIR, STEEL SEAT, W/O ARMRESTS, 33 LBS.

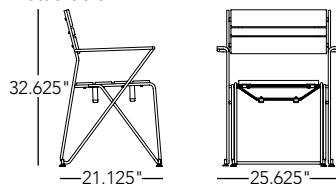
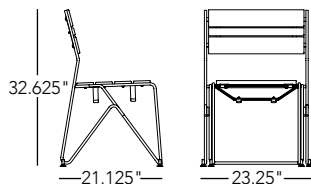
With Armrests

**483-20I** CHAIR, IPE SEAT, W/ ARMRESTS, 34 LBS.

**483-20TMR** CHAIR, THERMALLY MODIFIED RED OAK SEAT, W/ARMRESTS, 63 LBS.

**483-20HS** CHAIR, STEEL SEAT, W/ARMRESTS, 36 LBS.

- All-welded construction steel chair
- Stackable



## TABLE 484

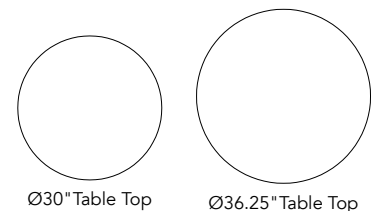
**484-30** 30" TABLE, STEEL, 57 LBS.

**484-36** 36" TABLE, STEEL, 73 LBS.

**484-30PL** 30" TABLE, RECYCLED PLASTIC, 61 LBS.

**484-36PL** 36" TABLE, RECYCLED PLASTIC, 67 LBS.

- Optional contrasting colors







481-20HS Shown in Argento and White and 482-42 shown in Argento



481-20INA Shown in Argento/Ipe



481-20HSNA Shown in Argento and white



482-42 Shown in Argento

### CHAIR 481

Without Armrests

**481-20INA** CHAIR, IPE SEAT, W/O ARMS, 57 LBS.

**481-20TRNA** CHAIR, THERMALLY MODIFIED RED OAK SEAT, W/O ARMS, 56 LBS.

**481-20TXNA** CHAIR, WG RECYCLED PLASTIC, W/O ARMS, 47 LBS.

**481-20HSNA** CHAIR, STEEL SEAT, W/O ARMS, 54 LBS.

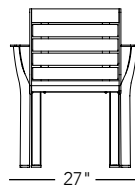
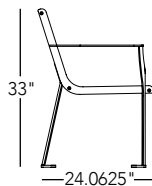
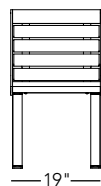
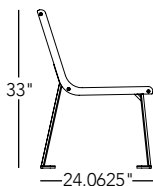
With Armrests

**481-20I** CHAIR, IPE SEAT, W/ARMS, 64 LBS.

**481-20TMR** CHAIR, THERMALLY MODIFIED RED OAK SEAT, W/ARMS, 63 LBS.

**481-20TX** CHAIR, WG RECYCLED PLASTIC, W/ARMS, 54 LBS.

**481-20HS** CHAIR, STEEL SEAT, W/ARMS, 61 LBS.

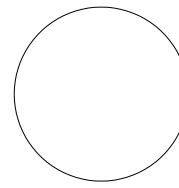


### TABLE 482


**482-36** 36" TABLE, STEEL, 101 LBS.

**482-42** 42" TABLE, STEEL, 114 LBS.

• Optional umbrella hole available upon request



Ø36.25" Table Top



Ø42" Table Top



296HS Shown in Textured Charcoal

## TABLE 296

### Ipe Seats

- 296-36-20I** 36" TABLE, 2 SEATS, IPE, 200 LBS.
- 296-36-40I** 36" TABLE, 4 SEATS, IPE, 300 LBS.
- 296-42-20I** ADA ACCESSIBLE 42" TABLE, 2 SEATS, 213 LBS.
- 296-42-30I** ADA ACCESSIBLE 42" TABLE, 3 SEATS, 263 LBS.
- 296-42-40I** 42" TABLE, 4 SEATS, IPE, 313 LBS.

### Thermally Modified Red Oak Seats

- 296-36-20TMR** 36" TABLE, 2 SEATS, TM RED OAK, 194 LBS.
- 296-36-40TMR** 36" TABLE, 4 SEATS, TM RED OAK, 290 LBS.
- 296-42-20TMR** ADA ACCESSIBLE 42" TABLE, 2 SEATS, 203 LBS.
- 296-42-30TMR** ADA ACCESSIBLE 42" TABLE, 3 SEATS, 249 LBS.
- 296-42-40TMR** 42" TABLE, 4 SEATS, TM RED OAK, 294 LBS.

### Wood Grain Recycled Plastic Seats

- 296-36-20TX** 36" TABLE, 2 SEATS, WG PLASTIC, 190 LBS.
- 296-36-40TX** 36" TABLE, 4 SEATS, WG PLASTIC, 281 LBS.
- 296-42-20TX** ADA ACCESSIBLE 42" TABLE, 2 SEATS, 203 LBS.
- 296-42-30TX** ADA ACCESSIBLE 42" TABLE, 3 SEATS, 249 LBS.
- 296-42-40TX** 42" TABLE, 4 SEATS, WG PLASTIC, 294 LBS.

### Steel Seats

- 296-36-20HS** 36" TABLE, 2 SEATS, STEEL, 200 LBS.
- 296-36-40HS** 36" TABLE, 4 SEATS, STEEL, 301 LBS.
- 296-42-20HS** ADA ACCESSIBLE 42" TABLE, 2 SEATS, 213 LBS.
- 296-42-30HS** ADA ACCESSIBLE 42" TABLE, 3 SEATS, 264 LBS.
- 296-42-40HS** 42" TABLE, 4 SEATS, STEEL, 314 LBS.

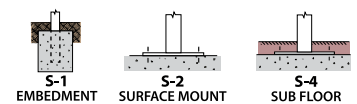
Mounting Options: Embedment (S-1), Surface Mount (S-2), and Sub Floor (S-4)

- Optional umbrella hole available upon request

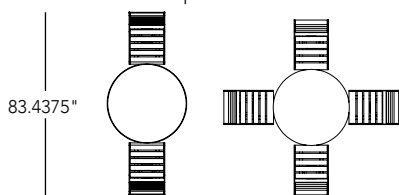


296 Wood Seat or Plastic

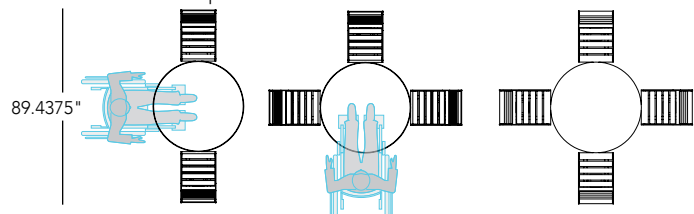
### MOUNTING OPTIONS



Ø36" Table Top



Ø42" Table Top







2971 Shown in Textured Charcoal/Ipe

## TABLE 297

### Ipe Seats

- 297-36-20I** 36" TABLE, 2 SEATS, IPE, 170 LBS.
- 297-36-40I** 36" TABLE, 4 SEATS, IPE, 240 LBS.
- 297-42-20I** ADA ACCESSIBLE 42" TABLE, 2 SEATS, 182 LBS.
- 297-42-30I** ADA ACCESSIBLE 42" TABLE, 3 SEATS, 218 LBS.
- 297-42-40I** 42" TABLE, 4 SEATS, IPE, 253 LBS.

### Thermally Modified Red Oak Seats

- 297-36-20TMR** 36" TABLE, 2 SEATS, TM RED OAK, 190 LBS.
- 297-36-40TMR** 36" TABLE, 4 SEATS, TM RED OAK, 281 LBS.
- 297-42-20TMR** ADA ACCESSIBLE 42" TABLE, 2 SEATS, 203 LBS.
- 297-42-30TMR** ADA ACCESSIBLE 42" TABLE, 3 SEATS, 249 LBS.
- 297-42-40TMR** 42" TABLE, 4 SEATS, TM RED OAK, 294 LBS.

### Wood Grain Recycled Plastic Seats

- 297-36-20TX** 36" TABLE, 2 SEATS, WG PLASTIC, 165 LBS.
- 297-36-40TX** 36" TABLE, 4 SEATS, WG PLASTIC, 230 LBS.
- 297-42-20TX** ADA ACCESSIBLE 42" TABLE, 2 SEATS, 178 LBS.
- 297-42-30TX** ADA ACCESSIBLE 42" TABLE, 3 SEATS, 211 LBS.
- 297-42-40TX** 42" TABLE, 4 SEATS, WG PLASTIC, 243 LBS.

### Steel Seats

- 297-36-20HS** 36" TABLE, 2 SEATS, STEEL, 172 LBS.
- 297-36-40HS** 36" TABLE, 4 SEATS, STEEL, 244 LBS.
- 297-42-20HS** ADA ACCESSIBLE 42" TABLE, 2 SEATS, 184 LBS.
- 297-42-30HS** ADA ACCESSIBLE 42" TABLE, 3 SEATS, 221 LBS.
- 297-42-40HS** 42" TABLE, 4 SEATS, STEEL, 257 LBS.

Mounting Options: Embedment (S-1), Surface Mount (S-2), and Sub Floor (S-4)

- Optional umbrella hole available upon request

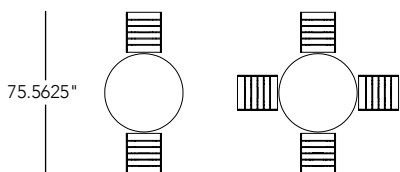


297 Steel Seat

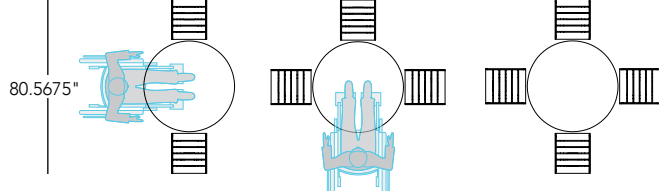
### MOUNTING OPTIONS



Ø36" Tabletop



Ø42" Tabletop





**299-60HS** Shown in Black

## TABLE SET 299

Ipe Surfaces

**299-60I** 6' LONG TABLE SET, IPE, 568 LBS.

**299-60-1I** ADA ACCESSIBLE TABLE SET, IPE, 556 LBS.

**299-66I** 6' TABLE SET, 6 SEATS, IPE, 687 LBS.

Thermally Modified Red Oak Surfaces

**299-60TMR** 6' LONG TABLE SET, TM RED OAK, 506 LBS.

**299-60-1TMR** ADA ACCESSIBLE TABLE SET, TM RED OAK, 518 LBS.

**299-66TMR** 6' TABLE SET, 6 SEATS, TM RED OAK, 637 LBS.

Recycled Plastic Surfaces

**299-60PL** 6' LONG TABLE SET, RECYCLED PLASTIC, 515 LBS.

**299-60-1PL** ADA ACCESSIBLE TABLE SET, RECYCLED PLASTIC, 509 LBS.

**299-66PL** 6' TABLE SET, 6 SEATS, RECYCLED PLASTIC, 642 LBS.

Wood Grain Recycled Plastic Surfaces

**299-60TX** 6' LONG TABLE SET, WOOD GRAIN PLASTIC, 515 LBS.

**299-60-1TX** ADA ACCESSIBLE TABLE SET, WOOD GRAIN PLASTIC, 509 LBS.

**299-66TX** 6' TABLE SET, 6 SEATS, WOOD GRAIN PLASTIC, 642 LBS.

Steel Surfaces

**299-60HS** 6' LONG TABLE SET, STEEL, 540 LBS.

**299-60-1HS** ADA ACCESSIBLE TABLE SET, STEEL, 531 LBS.

**299-66HS** 6' TABLE SET, 6 SEATS, STEEL, 661 LBS.

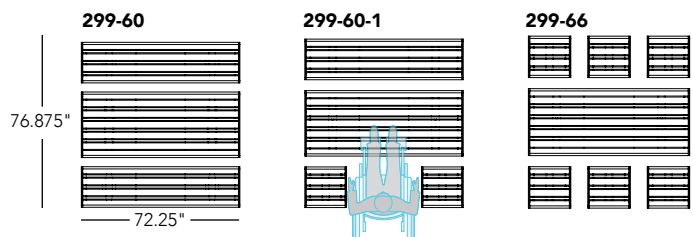
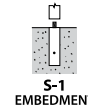
Mounting Options: Embedment (S-1), Surface Mount (S-2), and Free Standing (S-5)

- Optional umbrella hole available upon request



Ipe, Thermally Modified Red Oak, or Recycled Plastic

### MOUNTING OPTIONS







**298-60HS** Shown in Black

## TABLE SET 298

Ipe Surfaces

**298-60I** 6' LONG TABLE SET, IPE, 500 LBS.

**298-60-2I** ADA ACCESSIBLE TABLE SET, IPE, 500 LBS.

Thermally Modified Red Oak Surfaces

**298-60TMR** 6' LONG TABLE SET, TM RED OAK, 450 LBS.

**298-60-2TMR** ADA ACCESSIBLE TABLE SET, TM RED OAK, 450 LBS.

Recycled Plastic Surfaces

**298-60PL** 6' LONG TABLE SET, RECYCLED PLASTIC, 447 LBS.

**298-60-2PL** ADA ACCESSIBLE TABLE SET, RECYCLED PLASTIC, 447 LBS.

Wood Grain Recycled Plastic Surfaces

**298-60TX** 6' LONG TABLE SET, WOOD GRAIN PLASTIC, 447 LBS.

**298-60-2TX** ADA ACCESSIBLE TABLE SET, WOOD GRAIN PLASTIC, 447 LBS.

Steel Surfaces

**298-60HS** 6' LONG TABLE SET, STEEL, 472 LBS.

**298-60-2HS** ADA ACCESSIBLE TABLE SET, STEEL, 472 LBS.

Support Options: Embedment (S-1), Surface Mount (S-2), and Sub Floor (S-4)

• Optional umbrella hole available upon request

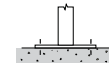


Ipe, Thermally Modified Red Oak, or Recycled Plastic

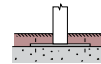
### MOUNTING OPTIONS



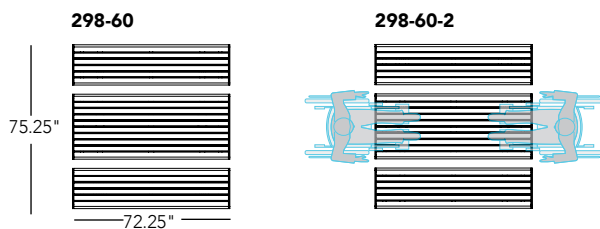
**S-1**  
EMBEDMENT



**S-2**  
SURFACE MOUNT



**S-4**  
SUB FLOOR





Five seat **294-50I** Shown in Textured Charcoal finish/Ipe



**294** Steel Seat



ADA Accessible **294-30HS**



Four seat **294HS** Shown in Textured Charcoal



Six seat **294HS** Shown in Textured Charcoal

## TABLE 294

### Ipe Seats

**294-30I** ADA ACCESSIBLE 42" TABLE, 3 SEATS, 286 LBS.

**294-40I** 42" TABLE, 4 SEATS, IPE, 328 LBS.

**294-50I** 42" TABLE, 5 SEATS, IPE, 394 LBS.

**294-60I** 42" TABLE, 6 SEATS, IPE, 459 LBS.

### Thermally Modified Red Oak Seats

**294-30TMR** ADA ACCESSIBLE 42" TABLE, 3 SEATS, 280 LBS.

**294-40TMR** 42" TABLE, 4 SEATS, TM RED OAK, 319 LBS.

**294-50TMR** 42" TABLE, 5 SEATS, TM RED OAK, 383 LBS.

**294-60TMR** 42" TABLE, 6 SEATS, TM RED OAK, 456 LBS.

### Wood Grain Recycled Plastic Seats

**294-30TX** ADA ACCESSIBLE 42" TABLE, 3 SEATS, 272 LBS.

**294-40TX** 42" TABLE, 4 SEATS, WG PLASTIC, 308 LBS.

**294-50TX** 42" TABLE, 5 SEATS, WG PLASTIC, 370 LBS.

**294-60TX** 42" TABLE, 6 SEATS, WG PLASTIC, 430 LBS.

### Steel Seats

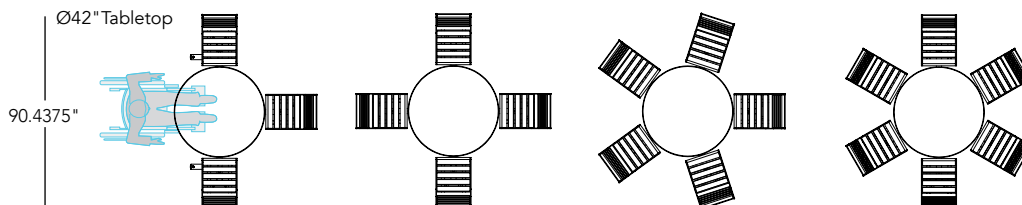
**294-30HS** ADA ACCESSIBLE 42" TABLE, 3 SEATS, 287 LBS.

**294-40HS** 42" TABLE, 4 SEATS, STEEL, 328 LBS.

**294-50HS** 42" TABLE, 5 SEATS, STEEL, 396 LBS.

**294-60HS** 42" TABLE, 6 SEATS, STEEL, 460 LBS.

• Optional umbrella hole available upon request







Five seat **295-50I** Shown in Textured Charcoal finish/Ipe

## TABLE 295

### Ipe Seats

**295-30I** ADA ACCESSIBLE 42" TABLE, 3 SEATS, 241 LBS.

**295-40I** 42" TABLE, 4 SEATS, IPE, 268 LBS.

**295-50I** 42" TABLE, 5 SEATS, IPE, 318 LBS.

**295-60I** 42" TABLE, 6 SEATS, IPE, 368 LBS.

### Thermally Modified Red Oak Seats

**295-30TMR** ADA ACCESSIBLE 42" TABLE, 3 SEATS, 236 LBS.

**295-40TMR** 42" TABLE, 4 SEATS, TM RED OAK, 260 LBS.

**295-50TMR** 42" TABLE, 5 SEATS, TM RED OAK, 309 LBS.

**295-60TMR** 42" TABLE, 6 SEATS, TM RED OAK, 356 LBS.

### Wood Grain Recycled Plastic Seats

**295-30TX** ADA ACCESSIBLE 42" TABLE, 3 SEATS, 234 LBS.

**295-40TX** 42" TABLE, 4 SEATS, WG PLASTIC, 259 LBS.

**295-50TX** 42" TABLE, 5 SEATS, WG PLASTIC, 306 LBS.

**295-60TX** 42" TABLE, 6 SEATS, WG PLASTIC, 354 LBS.

### Steel Seats

**295-30HS** ADA ACCESSIBLE 42" TABLE, 3 SEATS, 244 LBS.

**295-40HS** 42" TABLE, 4 SEATS, STEEL, 272 LBS.

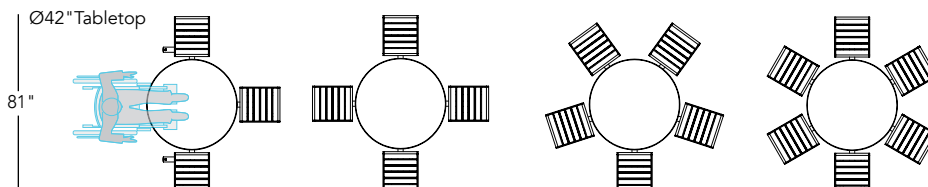
**295-50HS** 42" TABLE, 5 SEATS, STEEL, 323 LBS.

**295-60HS** 42" TABLE, 6 SEATS, STEEL, 374 LBS.

- Optional umbrella hole available upon request



**295** Steel Seat

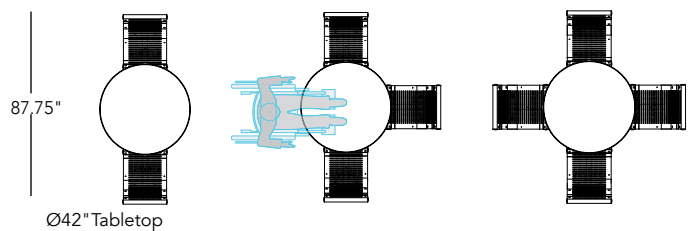




Shown in Argento

### TABLE 101

- 101-20** TABLE, 2 SEATS, 242 LBS.
- 101-30** ADA ACCESSIBLE TABLE, 3 SEATS, 297 LBS.
- 101-40** TABLE, 4 SEATS, 344 LBS.
- Optional umbrella hole available upon request







Shown in Black

### TABLE 448

- 448-32** TABLE, 35-1/2" SQ, 2 SEATS, 287 LBS.
- 448-33** TABLE, 35-1/2" SQ, 3 SEATS, 337 LBS.
- 448-34** TABLE, 35-1/2" SQ, 4 SEATS, 387 LBS.
- 448-42** ADA TABLE, 47-1/2" SQ, 2 SEATS, 414 LBS.
- 448-43** ADA TABLE, 47-1/2" SQ, 3 SEATS, 476 LBS.
- 448-44** TABLE, 47-1/2" SQ, 4 SEATS, 538 LBS.

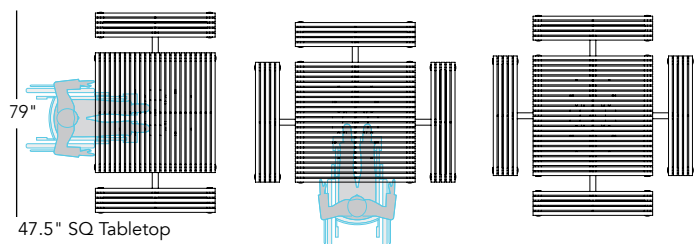
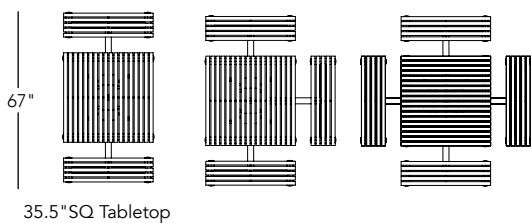
Optional game board available upon request  
 Mounting Options: Embedment (S-1), Surface Mount (S-2), and Sub Floor (S-4)

- Optional umbrella hole available upon request



448 with game board

#### MOUNTING OPTIONS





Shown in Hunter Green finish/Grey plastic

## TABLE 76

Douglas Fir slats

**76-22D** ADA, 2 SEATS, 2" X 4" SLATS, 296 LBS.

**76-32D** ADA, 2 SEATS, 3" X 4" SLATS, 358 LBS.

**76-23D** ADA, 3 SEATS, 2" X 4" SLATS, 356 LBS.

**76-33D** ADA, 3 SEATS, 3" X 4" SLATS, 427 LBS.

**76-24D** 4 SEATS, 2" X 4" SLATS, 416 LBS.

**76-34D** 4 SEATS, 3" X 4" SLATS, 496 LBS.

Ipe slats

**76-22I** ADA, 2 SEATS, 2" X 4" SLATS, 366 LBS.

**76-23I** ADA, 3 SEATS, 2" X 4" SLATS, 437 LBS.

**76-24I** 4 SEATS, 2" X 4" SLATS, 507 LBS.

Thermally Modified Red Oak slats

**76-22TMR** ADA, 2 SEATS, 2" X 4" SLATS, 296 LBS.

**76-23TMR** ADA, 3 SEATS, 2" X 4" SLATS, 356 LBS.

**76-24TMR** 4 SEATS, 2" X 4" SLATS, 416 LBS.

Recycled Plastic slats

**76-22PL** ADA, 2 SEATS, 2" X 4" SLATS, 333 LBS.

**76-32PL** ADA, 2 SEATS, 3" X 4" SLATS, 386 LBS.

**76-23PL** ADA, 3 SEATS, 2" X 4" SLATS, 398 LBS.

**76-33PL** ADA, 3 SEATS, 3" X 4" SLATS, 459 LBS.

**76-24PL** 4 SEATS, 2" X 4" SLATS, 462 LBS.

**76-34PL** 4 SEATS, 3" X 4" SLATS, 531 LBS.

Wood Grain Recycled Plastic slats

**76-22TX** ADA, 2 SEATS, 2" X 4" SLATS, 333 LBS.

**76-23TX** ADA, 3 SEATS, 2" X 4" SLATS, 398 LBS.

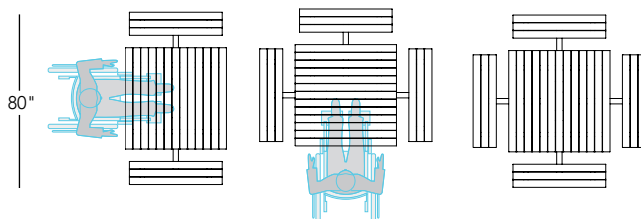
**76-24TX** 4 SEATS, 2" X 4" SLATS, 462 LBS.

Mounting Options: Embedment (S-1), Surface Mount (S-2),

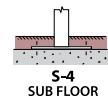
and Sub Floor (S-4)

- Optional umbrella hole available upon request

- Four foot square table top



### MOUNTING OPTIONS







Shown in Blue finish/Cedar plastic



Game Board

## GAME TABLE 78

Douglas Fir slats

**78-32D** 2 SEATS, 3" X 4" SLATS, 233 LBS.

**78-33ADAD** ADA ACCESSIBLE, 3 SEATS, 318 LBS.

**78-34D** 4 SEATS, 3" X 4" SLATS, 368 LBS.

Recycled Plastic slats

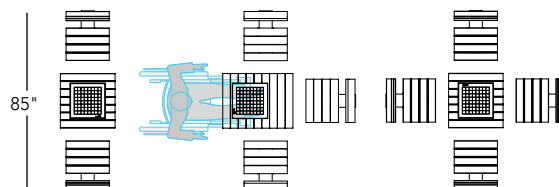
**78-32PL** 2 SEATS, 3" X 4" SLATS, 245 LBS.

**78-33ADAPL** ADA ACCESSIBLE, 3 SEATS, 335 LBS.

**78-34PL** 4 SEATS, 3" X 4" SLATS, 387 LBS.

Mounting Options: Embedment (S-1), Surface Mount (S-2), and Sub Floor (S-4)

- Optional umbrella hole available upon request



### MOUNTING OPTIONS



NEW PRODUCT



537-60TX Shown in RAL selection/Antique Mahogany





537-41TX Shown in Forest Green finish/Antique Mahogany

## TABLE 537

Recycled Plastic

**537-40PL** 4' ADA PICNIC TABLE, RECYCLED PLASTIC TOP/SEAT, 338 LBS.

**537-41PL** 4' ADA PICNIC TABLE, STEEL TOP, RECYCLED PLASTIC SEAT, 379 LBS.

**537-60PL** 6' ADA PICNIC TABLE, RECYCLED PLASTIC TOP/SEAT, 400 LBS.

**537-61PL** 6' ADA PICNIC TABLE, STEEL TOP, RECYCLED PLASTIC SEAT, 449 LBS.

Sheet Recycled Plastic

**537-42PL** 4' ADA PICNIC TABLE, SHEET RECYCLED PLASTIC TOP/SEAT, 420 LBS.

**537-62PL** 6' ADA PICNIC TABLE, SHEET RECYCLED PLASTIC TOP/SEAT, 500 LBS.

Wood Grain Recycled Plastic

**537-40TX** 4' ADA PICNIC TABLE, WOOD GRAIN RECYCLED PLASTIC TOP/SEAT, 338 LBS.

**537-41TX** 4' ADA PICNIC TABLE, STEEL TOP, WOOD GRAIN RECYCLED PLASTIC SEAT, 379 LBS.

**537-60TX** 6' ADA PICNIC TABLE, WOOD GRAIN RECYCLED PLASTIC TOP/SEAT, 400 LBS.

**537-61TX** 6' ADA PICNIC TABLE, STEEL TOP, WOOD GRAIN RECYCLED PLASTIC SEAT, 449 LBS.

Ipe

**537-40I** 4' ADA PICNIC TABLE, IPE TOP/SEAT, 386 LBS.

**537-41I** 4' ADA PICNIC TABLE, STEEL TOP, IPE SEAT, 403 LBS.

**537-60I** 6' ADA PICNIC TABLE, IPE TOP/SEAT, 473 LBS.

**537-61I** 6' ADA PICNIC TABLE, STEEL TOP, IPE SEAT, 493 LBS.

Thermally Modified Red Oak

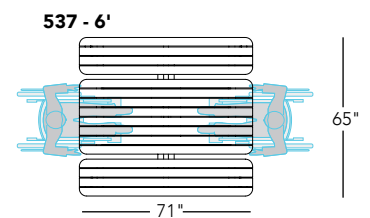
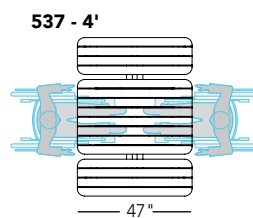
**537-40TMR** 4' ADA PICNIC TABLE, THERMALLY MODIFIED RED OAK TOP/SEAT, 386 LBS.

**537-41TMR** 4' ADA PICNIC TABLE, STEEL TOP, THERMALLY MODIFIED RED OAK SEAT, 403 LBS.

**537-60TMR** 6' ADA PICNIC TABLE, THERMALLY MODIFIED RED OAK TOP/SEAT, 473 LBS.

**537-61TMR** 6' ADA STEEL PICNIC TABLE, STEEL TOP, THERMALLY MODIFIED RED OAK SEAT, 493 LBS.

• Optional umbrella hole available upon request





Shown in Juniper Green with Vertical Strap

## TABLE 464

Table

**464-60VS** 6' TABLE, VERTICAL STRAP, 370 LBS.

**464-60HS** 6' TABLE, HORIZONTAL STRAP, 449 LBS.

**464-60RB** 6' TABLE, ROUND BAR, 410 LBS.

**464-60D** 6' TABLE, DOUGLAS FIR, 363 LBS.

**464-60I** 6' TABLE, IPE, 420 LBS.

**464-60TMR** 6' TABLE, THERMALLY MODIFIED RED OAK, 363 LBS.

**464-60PL** 6' TABLE, RECYCLED PLASTIC, 382 LBS.

**464-60TX** 6' TABLE, WOOD GRAIN RECYCLED PLASTIC, 382 LBS.

ADA Accessible Table

**464-68VS** ADA ACCESSIBLE TABLE, VERTICAL STRAP, 404 LBS.

**464-68HS** ADA ACCESSIBLE TABLE, HORIZONTAL STRAP, 491 LBS.

**464-68RB** ADA ACCESSIBLE TABLE, ROUND BAR, 447 LBS.

**464-68D** ADA ACCESSIBLE TABLE, DOUGLAS FIR, 394 LBS.

**464-68I** ADA ACCESSIBLE TABLE, IPE, 462 LBS.


**464-68TMR** ADA ACCESSIBLE TABLE, THERMALLY MODIFIED RED OAK, 394 LBS.

**464-68PL** ADA ACCESSIBLE TABLE, RECYCLED PLASTIC, 411 LBS.

**464-68TX** ADA ACCESSIBLE TABLE, WOOD GRAIN RECYCLED PLASTIC, 411 LBS.



Vertical Strap



Horizontal Strap



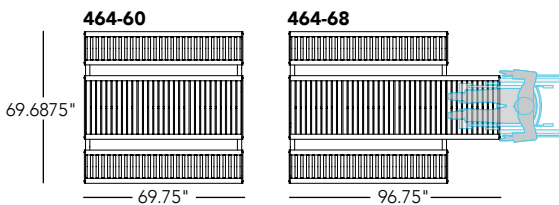
Round Bar



Ipe, Douglas Fir, Thermally Modified Red Oak



Traditional and Wood Grain Recycled Plastic







Shown in Juniper Green with Vertical Strap

### TABLE 463

Two Seats


- 463-20VS** 42" DIA. TABLE, 2 SEATS, VERTICAL STRAP, 291 LBS.
- 463-20HS** 42" DIA. TABLE, 2 SEATS, HORIZONTAL STRAP, 315 LBS.
- 463-20RB** 42" DIA. TABLE, 2 SEATS, ROUND BAR, 307 LBS.
- 463-20D** 42" DIA. TABLE, 2 SEATS, DOUGLAS FIR, 301 LBS.
- 463-20I** 42" DIA. TABLE, 2 SEATS, IPE, 311 LBS.
- 463-20TMR** 42" DIA. TABLE, 2 SEATS, THERMALLY MODIFIED RED OAK, 301 LBS.
- 463-20PL** 42" DIA. TABLE, 2 SEATS, RECYCLED PLASTIC, 302 LBS.
- 463-20TX** 42" DIA. TABLE, 2 SEATS, WOOD GRAIN RECYCLED PLASTIC, 302 LBS.

Four Seats

- 463-40VS** 42" DIA. TABLE, 4 SEATS, VERTICAL STRAP, 406 LBS.
- 463-40HS** 42" DIA. TABLE, 4 SEATS, HORIZONTAL STRAP, 454 LBS.
- 463-40RB** 42" DIA. TABLE, 4 SEATS, ROUND BAR, 442 LBS.
- 463-40D** 42" DIA. TABLE, 4 SEATS, DOUGLAS FIR, 425 LBS.
- 463-40I** 42" DIA. TABLE, 4 SEATS, IPE, 444 LBS.
- 463-40TMR** 42" DIA. TABLE, 4 SEATS, THERMALLY MODIFIED RED OAK, 425 LBS.
- 463-40PL** 42" DIA. TABLE, 4 SEATS, RECYCLED PLASTIC, 427 LBS.
- 463-40TX** 42" DIA. TABLE, 4 SEATS, WOOD GRAIN RECYCLED PLASTIC, 427 LBS.



Vertical Strap



Horizontal Strap



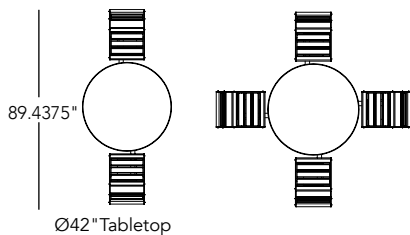
Round Bar



Ipe, Douglas Fir, Thermally Modified Red Oak



Traditional and Wood Grain Recycled Plastic





100-60PL Shown in Black finish/Cedar plastic

## TABLE SET 75/100

Douglas Fir slats

**75-60D** 6' TABLE, 507 LBS.

**75-80D** 8' TABLE, 570 LBS.

**75-68-1D** ADA ACCESSIBLE TABLE, 544 LBS.

Recycled Plastic slats

**100-60PL** 6' TABLE, 603 LBS.

**100-80PL** 8' TABLE, 695 LBS.

**100-68-1PL** ADA ACCESSIBLE TABLE, 654 LBS.

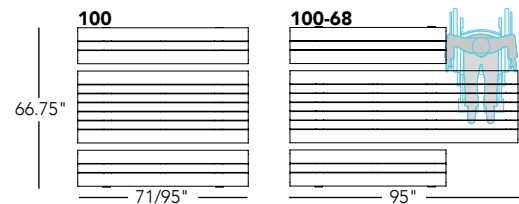
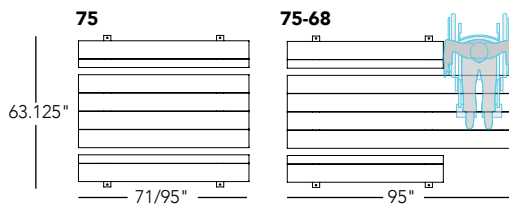
Mounting Options: Embedment (S-1), Surface Mount (S-2), and Sub Floor (S-4)

- Optional umbrella hole available upon request



75-60D Shown in Bronze finish

### MOUNTING OPTIONS







**TABLE 72**

2-3/8" O.D. galvanized steel frames

- 72-60D** 6' DOUGLAS FIR, 205 LBS.
- 72-80D** 8' DOUGLAS FIR, 241 LBS.
- 72-68-1D** ADA ACCESSIBLE, DOUGLAS FIR, 227 LBS.
- 72-60A** 6' ALUMINUM, 148 LBS.
- 72-80A** 8' ALUMINUM, 161 LBS.
- 72-68-1A** ADA ACCESSIBLE, ALUMINUM, 160 LBS.
- 72-60PL** 6' RECYCLED PLASTIC, 279 LBS.
- 72-80PL** 8' RECYCLED PLASTIC, 328 LBS.
- 72-68-1PL** ADA ACCESSIBLE, RECYCLED PLASTIC, 321 LBS.
- 72-20** FRAMES AND HARDWARE ONLY, 102 LBS.

- Special frames for Recycled Plastic
- Optional umbrella hole available upon request



**TABLE 71**

1-5/8" O.D. steel frames

- | Powder Coat Frame | Hot Dip Galvanized Frame |  |
|-------------------|--------------------------|--|
| <b>71-60D</b>     | <b>71-60HGD</b>          | 6' DOUGLAS FIR, 170 LBS.                   |
| <b>71-80D</b>     | <b>71-80HGD</b>          | 8' DOUGLAS FIR, 206 LBS.                   |
| <b>71-68-1D</b>   | <b>71-68-1HGD</b>        | ADA ACCESSIBLE, DOUGLAS FIR, 191 LBS.      |
| <b>71-60A</b>     | <b>71-60HGA</b>          | 6' ALUMINUM, 112 LBS.                      |
| <b>71-80A</b>     | <b>71-80HGA</b>          | 8' ALUMINUM, 125 LBS.                      |
| <b>71-68-1A</b>   | <b>71-68-1HGA</b>        | ADA ACCESSIBLE, ALUMINUM, 123 LBS.         |
| <b>71-60PL</b>    | <b>71-60HGPL</b>         | 6' RECYCLED PLASTIC, 243 LBS.              |
| <b>71-80PL</b>    | <b>71-80HGPL</b>         | 8' RECYCLED PLASTIC, 292LBS.               |
| <b>71-68-1PL</b>  | <b>71-68-1HGPL</b>       | ADA ACCESSIBLE, RECYCLED PLASTIC, 284 LBS. |
| <b>71-20</b>      | <b>71-20HG</b>           | FRAMES AND HARDWARE ONLY, 67 LBS.          |

- Special frames for Recycled Plastic
- Optional umbrella hole available upon request



Shown uncoated w/Grey plastic

**TABLE 156**

Aluminum frame

- 156-60PL** 6', RECYCLED PLASTIC, 187 LBS.
- 156-80PL** 8', RECYCLED PLASTIC, 234 LBS.
- 156-68-1PL** ADA ACCESSIBLE, RECYCLED PLASTIC, 214 LBS.

- For powder coated frames, additional cost
- Optional umbrella hole available upon request



**TABLE 77**

2-3/8" O.D. steel frames

- | Powder Coat Frame | Hot Dip Galvanized Frame |  |
|-------------------|--------------------------|--|
| <b>77-60D</b>     | <b>77-60HGD</b>          | 6' DOUGLAS FIR, 213 LBS.                   |
| <b>77-80D</b>     | <b>77-80HGD</b>          | 8' DOUGLAS FIR, 251 LBS.                   |
| <b>77-68-1D</b>   | <b>77-68-1HGD</b>        | ADA ACCESSIBLE, DOUGLAS FIR, 234 LBS.      |
| <b>77-60A</b>     | <b>77-60HGA</b>          | 6' ALUMINUM, 153LBS.                       |
| <b>77-80A</b>     | <b>77-80HGA</b>          | 8' ALUMINUM, 168LBS.                       |
| <b>77-68-1A</b>   | <b>77-68-1HGA</b>        | ADA ACCESSIBLE, ALUMINUM, 164 LBS.         |
| <b>77-60PL</b>    | <b>77-60HGPL</b>         | 6' RECYCLED PLASTIC, 284 LBS.              |
| <b>77-80PL</b>    | <b>77-80HGPL</b>         | 8' RECYCLED PLASTIC, 334LBS.               |
| <b>77-68-1PL</b>  | <b>77-68-1HGPL</b>       | ADA ACCESSIBLE, RECYCLED PLASTIC, 324 LBS. |
| <b>77-20</b>      | <b>77-20HG</b>           | FRAMES AND HARDWARE ONLY, 111 LBS.         |

- Special frames for Recycled Plastic
- Optional umbrella hole available upon request
- \*When purchasing 77 Series Frames, please indicate 6' or 8' lumber.

SEE OTHER TABLE STYLES IN THE COLLECTIONS SECTION



p. 22



p. 59







PLANTERS,  
BIKE RACKS,  
GRILLS,  
ASH URNS,  
AND  
BOLLARDS



## PLANTER 440

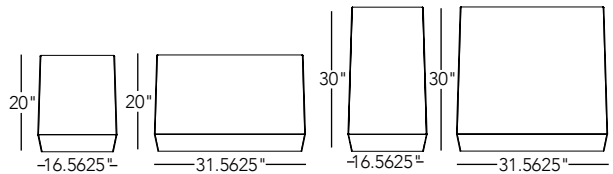
**440-17X17S** ALL STEEL PLANTER, 17" X 17" SHORT, 66 LBS.

**440-17X32S** ALL STEEL PLANTER, 17" X 32" SHORT, 99 LBS.

**440-17X17T** ALL STEEL PLANTER, 17" X 17" TALL, 93 LBS.

**440-17X32T** ALL STEEL PLANTER, 17" X 32" TALL, 141 LBS.

• Only available in Textured Charcoal, Textured Grey, Textured Silver, Textured Black, and Textured Rust powder coat finishes



## PLANTER 441

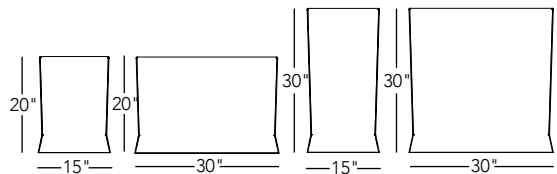
**441-15X15S** ALL STEEL PLANTER, 15" X 15" SHORT, 56 LBS.

**441-15X30S** ALL STEEL PLANTER, 15" X 30" SHORT, 94 LBS.

**441-15X15T** ALL STEEL PLANTER, 15" X 15" TALL, 86 LBS.

**441-15X30T** ALL STEEL PLANTER, 15" X 30" TALL, 135 LBS.

• Only available in Textured Charcoal, Textured Grey, Textured Silver, Textured Black, and Textured Rust powder coat finishes



PLANTERS 440  
AND 441 ARE  
COMPLEMENTARY  
SHAPES





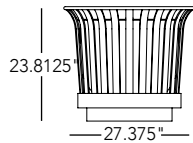


Shown in Deep Red

**PLANTER 114**

**114-00** STEEL PLANTER, 108 LBS.  
 Optional self watering liner insert available upon request

- Complements Receptacles 84 and 157
- Sturdy polyethylene liner

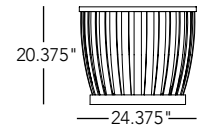


Shown in Hunter Green

**PLANTER 431**

**431-00** STEEL PLANTER, 86 LBS.  
 Optional self watering liner insert available upon request

- Complements Receptacle 429
- Sturdy polyethylene liner

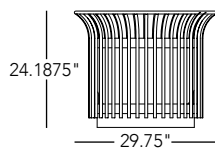


Shown in Bronze

**PLANTER 159**

**159-00** STEEL PLANTER, 137 LBS.  
**159-00SH** STEEL PLANTER W/OPTIONAL STEEL SHIELD, 148 LBS.  
 Optional self watering liner insert available upon request

- Shown w/optional shield
- Complements Receptacle 158
- Sturdy polyethylene liner

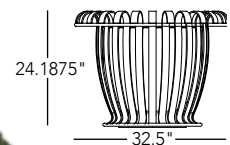


Shown in Black

**PLANTER 184**

**184-00** STEEL PLANTER, 118 LBS.  
 Optional self watering liner insert available upon request

- Sturdy polyethylene liner



ADDITIONAL STYLE IN THE COLLECTIONS SECTION



Shown in Black



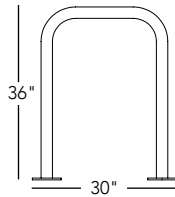
Shown in Argento

### BIKE RACK 290

Available in either powder coat finish 290-00 or hot dip galvanized 290-00HG

- S-1 EMBEDMENT, 34 LBS.
- S-2 SURFACE PLATE, 34 LBS.
- S-4 SUB FLOOR, 36 LBS.

- Mounting hardware included
- 2" SCH. 40 Round pipe

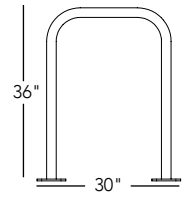


### BIKE RACK 291

Available in either powder coat finish 291-00 or hot dip galvanized 291-00HG

- S-1 EMBEDMENT, 30 LBS.
- S-2 SURFACE PLATE, 31 LBS.
- S-4 SUB FLOOR, 30 LBS.

- Mounting hardware included
- 2" SQ x 1/4" wall steel tube



Shown in Black



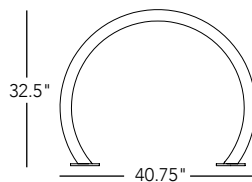
Shown in Argento

### BIKE RACK 292

Available in either powder coat finish 292-00 or hot dip galvanized 292-00HG

- S-1 EMBEDMENT, 33 LBS.
- S-2 SURFACE PLATE, 39 LBS.
- S-4 SUB FLOOR, 35 LBS.

- Mounting hardware included
- 2" SCH. 40 Round pipe

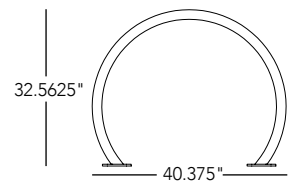


### BIKE RACK 293

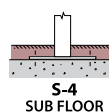
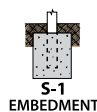
Available in either powder coat finish 293-00 or hot dip galvanized 293-00HG

- S-1 EMBEDMENT, 29 LBS.
- S-2 SURFACE PLATE, 30 LBS.
- S-4 SUB FLOOR, 33 LBS.

- Mounting hardware included
- 2" SQ x 1/8" wall steel tube

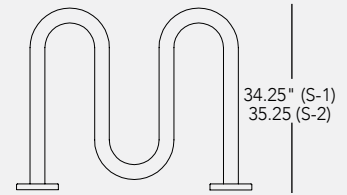


#### MOUNTING OPTIONS

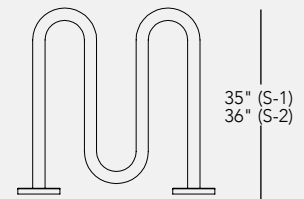




## BIKE RACKS



**BIKE RACK 125**  
2-7/8" O.D. Tubing



**BIKE RACK 130**  
2-3/8" O.D. Tubing

125-30 Shown in Black  
Shown with S-2 option covers

### BIKE RACK 125/130

Available in either powder coat finish or hot dip galvanized

**125-20** 2-7/8" O.D., HOLDS 5 BIKES, 97 LBS.

**125-30** 2-7/8" O.D., HOLDS 7 BIKES, 134 LBS.

**125-40** 2-7/8" O.D., HOLDS 9 BIKES, 170 LBS.

Mounting Options: S-1 and S-2

- Mounting hardware included

**130-20** 2-3/8" O.D., HOLDS 5 BIKES, 62 LBS.

**130-30** 2-3/8" O.D., HOLDS 7 BIKES, 85 LBS.

**130-40** 2-3/8" O.D., HOLDS 9 BIKES, 107 LBS.



Shown in Bronze  
Shown with S-2 option covers

### BIKE RACK 83

83-00G Galvanized Loop

**S-1** EMBEDMENT, 25 LBS.

**S-2** SURFACE PLATE, 32 LBS.

**S-4** SUB FLOOR, 28 LBS.

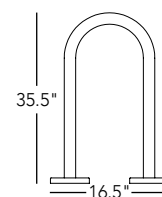
83-00 Powder Coated Loop

**S-1** EMBEDMENT, 31 LBS.

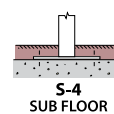
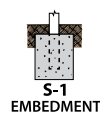
**S-2** SURFACE PLATE, 37 LBS.

**S-4** SUB FLOOR, 34 LBS.

- Mounting hardware included



#### MOUNTING OPTIONS



# BIKE RACKS



Shown in Galvanized



Shown in Juniper Green

## BIKE RACK 81/82

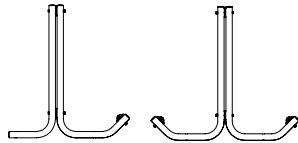
Single-Side Entry Bike Rack

**81-50** 5' LONG, 4 OPENINGS, 103 LBS.

Dual-Side Entry Bike Rack

**82-50** 5' LONG, 8 OPENINGS, 118 LBS.

- Powder coated versions available
- Mounting hardware included



81- single sided 82- double sided

## BIKE RACK 466

**466-60** STEEL BIKE RACK, 6 BIKES, 156 LBS.

- Mounting hardware included



Shown in Black  
Shown with S-2 option covers



Shown in Hunter Green

## BIKE RACK 188

**188-05** 41-1/4" LONG, 5 OPENINGS, 61 LBS.

**188-07** 57-1/4" LONG, 7 OPENINGS, 70 LBS.

**188-09** 73-1/4" LONG, 9 OPENINGS, 79 LBS.

**188-11** 89-1/4" LONG, 11 OPENINGS, 89 LBS.

Mounting Options: S-1 and S-2

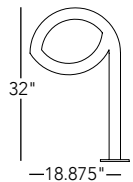
- Mounting hardware included

## BIKE RACK 199

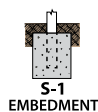
**199-00** SINGLE LOOP BIKE RACK, 24 LBS.

Mounting Options: S-1 and S-2

- Mounting hardware included



### MOUNTING OPTIONS







**GRILL 21 & 22**

- 21-00** EMBEDMENT, 83 LBS.
- 21-00/S-2** SURFACE MOUNT, 83 LBS.
- 22-00** FREE STANDING, 105 LBS.



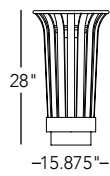
**GRILL 24**

- 24-00** EMBEDMENT, 242 LBS.
- 24-00/S-2** SURFACE MOUNT, 242 LBS.



**ASH URN 80**

- 80-00** ALL-STEEL ASH URN, 51 LBS.



**ASH URN 423**

- 423-00** ASH URN, 20 LBS.
- Side mount design
- Fits most tapered DuMor receptacles

# BOLLARDS



Shown in Black

## BOLLARD 400

**400-36** 36" HIGH 4" SCHEDULE 40 STEEL BOLLARD, 65 LBS.

**400-42** 42" HIGH 4" SCHEDULE 40 STEEL BOLLARD, 71 LBS.

Support Options: S-1, S-2, and S-1SL\*

\* For Bollards with support option S-1SL (ground sleeve supplied w/cap), additional cost and add 43 lbs. to weight.



Shown in Juniper Green

## BOLLARD 401

**401-36-2** 36" HIGH BIKE BOLLARD-2 LOOPS, 76 LBS.

**401-42-2** 42" HIGH BIKE BOLLARD-2 LOOPS, 81 LBS.

Support Options: S-1, S-2, and S-1SL\*

\* For Bollards with support option S-1SL (ground sleeve supplied w/cap), additional cost and add 43 lbs. to weight.



Shown in Argento

## BOLLARD 402

**402-36** 36" HIGH 6" SQUARE STEEL BOLLARD, 114 LBS.

**402-42** 42" HIGH 6" SQUARE STEEL BOLLARD, 124 LBS.

Support Options: S-1, S-2, and S-1SL\*

\* For Bollards with support option S-1SL (ground sleeve supplied w/cap), additional cost and add 43 lbs. to weight.



Shown in Black

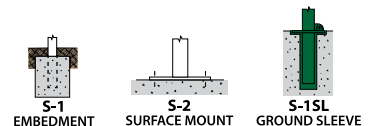
## BOLLARD 451

**451-36** 36" HIGH ROUND BOLLARD, 140 LBS.

**451-42** 42" HIGH ROUND BOLLARD, 151 LBS.

Support Options: S-1, S-2, and S-1X Secure w/8" pipe\*

\* For Bollards with support option S-1X, additional cost and add 154 lbs. to weight.



MOUNTING OPTIONS



# CUSTOM PLAQUES



An attractive and enduring way to show sponsorship of a DuMor bench is with a dedication plaque. DuMor plaques are made of durable etched zinc with a bronze style finish. Zinc plaques are long lasting and offer versatility for etching detailed designs, crisp text, illustrations, and photo transfers. DuMor offers plaques in a wide range of sizes and shapes to meet specific needs. Most DuMor products can be fitted to display a dedication plaque; ask a DuMor Representative if your chosen product can accommodate a plaque to fit your specifications. Dedication plaques can be used in many ways including, remembrance of a loved one, company logo, town or city name, quotes, sports teams, school name, or family name. Given the versatility of DuMor dedication plaques on site furniture, many communities have had great success fully funding both benches and plaques with "Sponsor a Bench" programs which allow people to contribute to the community and place a message on a plaque.


*Black and white camera-ready artwork is required for logos or special graphics. (Note: All requests are subject to our review and approval.)*

- DuMor mounts plaques so they are flush with seating surfaces



## CUSTOM CURVED BENCHES

With decades of experience creating site specific curved and continuous benches, DuMor's custom product department can design benches to virtually any radius your space requires. Contact a DuMor Representative with your bench preference and dimensions, and we will design a custom bench for your approval.









# DUMOR CUSTOM PRODUCTS

In addition to our comprehensive selection of standard products, DuMor provides custom design and fabrication options to meet the needs of designers and architects whose requirements aren't always met by off-the-shelf site furnishings. Choose from a variety of high-quality raw materials including wood, steel, and recycled plastic, or customize with plaques and lettering options. DuMor's design flexibility makes creating a custom indoor or outdoor space easy and affordable. You'll see that DuMor's reputation for style and durability is reflected in every custom product. For more information on custom fabrication, please contact your local authorized DuMor Representative or call 800-598-4018.



68-856SB



39-601 w/6A-057



68-843-0002  
Letter Bike Rack



6A-251 w/440-24x60T





6A-581-6-2PL



69-463-4OUT  
Umbrella by other



6B-061PL, 6B-066PL, 6B-067PL, 6B-068PL



68-122-2AR



68-690-01





67-715



66-299-6



69-403 and 68-537



63-262 and 64-475-02



68-506-31-0001



68-092



# DUMOR CUSTOM PRODUCTS



68-208-4



64-283-23



65-070



63-611PL



Table 78PL w/Chair 165-20PL

# SUSTAINABILITY COMMITMENT

---

## ► Our Commitment to Sustainability

DuMor recognizes the importance of using recycled material in our entire product line. This reduces solid waste volumes in landfills, helps conserve natural resources, and limits the environmental impacts resulting from the extraction of virgin materials.

## ► Pre- and Post-consumer Recycled Content

We utilize pre- and post-consumer recycled material in all of our products. Pre-consumer material is material diverted from the waste stream during the manufacturing process. Post-consumer material contains waste material generated by households or by commercial, industrial, and institutional facilities in their role as end-users of the product which can no longer be used for its intended purpose. Used milk jugs and old railroad tracks are examples of post-consumer materials used in our products. Please contact your local DuMor Representative for details on the pre- and post-consumer recycled content of our products.

## ► Eco-friendly Material Composition

Our product line is composed of three primary materials: steel, recycled plastic, and sustainably-harvested wood, all of which possess eco-friendly attributes.

**Thermally Modified Red Oak-** Thermally Modified Red Oak utilizes a specialized process where the wood is heated (using steam) to a very high temperature to transform it on a molecular level into a highly-durable outdoor material. Red Oak (*Quercus rubra*) is an abundant, mild to fast growing, sustainable hardwood harvested in North America. One of the most plentiful trees in the U.S., Red Oak accounts for 18% of the U.S. hardwood growing stock. Furthermore, the plentifulness of this species makes the replacement rate impressively low -- it takes 1.04 seconds for the U.S. forests to replace 1 cubic meter, that is faster than most other hardwoods including Maple, White Oak, Ash, and Cottonwood(Poplar) to name a few. Beyond abundance, Red Oak wood is notably a sustainable material due to the species' carbon sequestration potential. Over its growing life it is able to absorb an abundance of carbon removing human-caused emissions of the greenhouse gas carbon dioxide from the earth's atmosphere. When the wood is harvested and used the carbon is not released back into the atmosphere like it would have been if the tree were to rot.

**Sustainably-Harvested Wood-** We make it a priority to purchase only sustainably-harvested wood derived from stringently-regulated timber source locations, including: California, Oregon, Washington, British Columbia, and Pennsylvania.

**Steel-** The majority of steel in our products contains over 80 percent recycled material, most of which is post-consumer. Our primary supplier of steel utilizes the Electric Arc Furnace (EAF) technology, which takes advantage of post-consumer scrap material for major feedstock, unlike blast furnace operations which use mined iron ore as major feedstock.

**Recycled Plastic-** Many of our products feature the PolyTuf Plastic Lumber product. PolyTuf is manufactured using 100% recycled milk jugs (post-consumer high density polyethylene). We also donate our scrap plastic to the manufacturing of new PolyTuf product, further reducing waste stream volumes.

## ► Compatibility with LEED® Rating System

Leadership for Energy and Environmental Design (LEED) is the world's most well-recognized and sought-after green building rating system, created and administered by the United States Green Building Council (USGBC). Achieving LEED certification is contingent upon earning credits, which provide guidelines for the design and construction of high performance, durable, healthful, affordable, and environmentally-sound buildings. Many of our products could help design teams earn LEED credits. Please contact your local Representative to learn more about how DuMor's products can help your project achieve LEED certification.





# NUMERICAL INDEX

## TERMS AND CONDITIONS

Prices are F.O.B. Mifflintown, PA, and are subject to change without notice. Terms are net 30 days from date of invoice to those customers with approved credit. All others, payment with order. Freight charges are as determined and collected by the carrier unless DuMor is instructed to prepay and add to the invoice for the merchandise. All products manufactured by DuMor, Inc., are warrantied against defect in materials and/or workmanship and in accordance with our published specifications for a period of five years. In addition to our standard five-year warranty on all products, Dumor also offers a limited twenty-year warranty against structural failure of all steel bench frames or complete steel bench assemblies, table frames, litter receptacle frames, steel planters and all cast iron and aluminum bench supports; limited ten-year warranty against structural failure of recycled plastic. These warranties cover only those items which have been installed and properly maintained according to our detailed instructions. These warranties do not cover claims for items having been subjected to misuse, neglect, accident, or vandalism. Contact your local DuMor Representative for details of the extended warranty program. DuMor is not responsible for loss or damage of products in transit. Any shortages or damage should be noted on the freight bill before signing. In the interest of product improvement, DuMor reserves the right to alter product design, material selection, or construction without notice.

The following benches are protected by The following benches are protected by U.S. Patent D632-104: Bench 185, 194. The following benches are protected by U.S. Patent D629- 234: Bench 186, 195.

MODEL.....	PAGE	MODEL.....	PAGE	MODEL.....	PAGE
11	Bench.....	77	156	Table.....	119
17	Receptacle.....	17	157	Receptacle.....	85
19	Bench.....	23	158	Receptacle.....	84
21/22	Grill.....	127	159	Planter.....	123
24	Grill.....	127	160	Bench.....	38
34	Bench.....	79	162	Bench.....	30
35	Bench.....	79	163	Bench.....	81
37	Bench.....	81	164	Bench.....	39
39	Bench.....	80	165	Bench.....	40
41	Receptacle.....	91	166	Bench.....	41
51	Bench.....	80	168	Bench.....	38
56	Bench.....	77	170	Receptacle.....	91
57	Bench.....	24	173	Bench.....	39
58	Bench.....	20	182	Receptacle.....	87
59	Bench.....	60	184	Planter.....	123
70	Receptacle.....	92	185	Bench.....	44
71	Table.....	119	186	Bench.....	45
72	Table.....	119	187	Receptacle.....	45
75	Table.....	118	188	Bike Rack.....	126
76	Table.....	112	190	Bench.....	42
77	Table.....	119	191	Bench.....	43
78	Game Table.....	113	194	Bench.....	46
80	Ash Urn.....	127	195	Bench.....	47
81/82	Bike Rack.....	126	196	Receptacle.....	47
83	Bike Rack.....	125	199	Bike Rack.....	126
84	Receptacle.....	84	200/300 Series.....	93	
87	Receptacle.....	86	270	Bench.....	52
88	Bench.....	76	271	Bench.....	53
89	Receptacle.....	61	272	Receptacle.....	53
91	Bench.....	25	282	Bench.....	35
92	Bench.....	21	283	Bench.....	35
93	Bench.....	14	284	Bench.....	37
94	Bench.....	16	285	Bench.....	37
95	Bench.....	15	286	Receptacle.....	88
100	Table.....	118	287	Receptacle.....	88
101	Table.....	110	290	Bike Rack.....	124
102	Receptacle.....	21	291	Bike Rack.....	124
103	Bench.....	76	292	Bike Rack.....	124
104	Bench.....	61	293	Bike Rack.....	124
105	Bench.....	77	294	Table.....	108
106	Bench.....	23	295	Table.....	109
107	Receptacle.....	86	296	Table.....	104
114	Planter.....	123	297	Table.....	105
117	Bench.....	18	298	Table.....	107
118	Bench.....	19	299	Table.....	106
119	Bench.....	32	400-402 Bollards.....	128	
120	Bench.....	33	423	Ash Urn.....	127
122	Planter.....	22	429	Receptacle.....	43
124	Receptacle.....	25	431	Planter.....	123
125	Bike Rack.....	125	432	Receptacle.....	87
130	Bike Rack.....	125	434	Receptacle.....	90
131	Bench.....	79	435	Receptacle.....	90
138	Bench.....	78	436	Receptacle.....	89
139	Bench.....	78	437	Receptacle.....	89
140	Bench.....	28	438	Receptacle.....	85
143	Bench.....	26	440	Planter.....	122
144	Bench.....	29	441	Planter.....	122
148	Receptacle.....	31	443	Table.....	22
152	Receptacle.....	27	446	Bench.....	34
447	Bench.....	36			
448	Table.....	111			
451	Bollard.....	128			
463	Table.....	117			
464	Table.....	116			
466	Bike Rack.....	126			
470	Bench.....	58			
471	Bench.....	58			
472	Bench.....	56			
473	Bench.....	57			
474	Receptacle.....	57			
475	Table.....	59			
481	Chair.....	103			
482	Table.....	103			
483	Chair.....	102			
484	Table.....	102			
485	Table.....	99			
490	Bench.....	8			
491	Bench.....	9			
492	Bench.....	9			
493	Bench.....	10			
494	Bench.....	11			
495	Bench.....	11			
496	Bench.....	12			
497	Bench.....	13			
498	Bench.....	13			
500	Bench.....	54			
501	Bench.....	55			
502	Receptacle.....	55			
505	Bench.....	49			
506	Bench.....	50			
507	Bench.....	51			
510	Chair.....	99			
511	Stool.....	101			
512	Lounge Chair.....	100			
513	Bench.....	99			
514	Table.....	99			
515	Table.....	101			
516	Table.....	100			
520	Bench.....	65			
521	Bench.....	65			
522	Bench.....	65			
523	Bench.....	65			
524	Seat Island.....	69			
525/526	Table.....	70			
528	Bench Connector.....	68			
530	Bench.....	63			
533	Chair.....	97			
535	Bench.....	75			
537	Table.....	115			
Continuous 520/522.....		66			
Continuous 521/523.....		66			
Continuous R520.....		67			
Continuous R521.....		67			
Contour Strap Curved Benches.....		130-131			
Custom Curved Benches.....		130-131			
Custom Fabrication.....		132-135			
Custom Plaques.....		129			
Finishes/Color.....		3			



DuMor, Inc.  
Mifflintown, PA 17059

**DUMOR.COM**

Phone: 717-436-2106  
Toll-Free: 800-598-4018  
Fax: 717-436-9839  
sales@dumor.com

YOUR DUMOR CONSULTANT IS:

